

# 2017-18 PRODUCT AND APPLICATION GUIDE

TRUCK, SUV, AND JEEP • POWERSPORTS • INDUSTRIAL AND COMMERCIAL





## THERE IS NO SHORTCUT TO PERFECTION

The red WARN® badge says you're equipped to handle anything, ready to conquer any challenge that may come your way. That badge has stood for off-road excellence for nearly 70 years. During that time, we haven't stopped innovating or striving for perfection.

At WARN, we pour our effort and our thirst for adventure into every product we make. You better believe American pride runs deep here in Clackamas, Oregon. Here a small army of engineers, technicians, machinists, and assemblers design and refine WARN products—bringing them as close to perfection as possible. Their work is backed up by legendary quality control that doesn't just stand up to rigid WARN standards—it lives up to the toughest demands of the world's top vehicle manufacturers and military suppliers. How do we know? Because they've partnered with Warn for decades.

This quest for peerless reliability—this WARN difference—will be around as long as WARN Industries is in business—at least another 70 years.





**IP68 = WATERPROOF**  
 An IP (Ingress Protection) rating is a standard showing how dirt and water gets into a product. In this case, our ZEON and ZEON Platinum winches are IP68 rated. The 6 stands for its resistance to dirt and sand (no ingress of dust); the 8 stands for its resistance to water, and 8 in this case means it can be underwater for 30 minutes at depths of up to 1 meter.

**TECH TIP**

## TABLE OF CONTENTS

### TRUCK & SUV

**Winches**

- ZEON Platinum..... 8-10
- ZEON..... 14-16
- VR..... 20-23
- 16.5ti..... 26
- M15..... 28
- M12..... 29
- PowerPlant..... 32-33
- 9.5xp..... 34
- 9.5cti..... 35
- 9.0Rc..... 36
- XD9..... 38
- XD9i..... 38
- M8000..... 39
- M8274-50..... 41

**Winch Accessories**

- Epic Accessory Kits..... 44
- Winch Accessory Kits..... 45
- Rigging Straps..... 46
- Snatch Blocks..... 47
- Shackles..... 47
- Fairleads..... 48
- Tow Hooks..... 48
- Epic Hook..... 48
- Wireless Control..... 50
- Corded Remote..... 50
- ZEON Accessories..... 51
- Electrical Connections..... 51
- Spydura Synthetic Rope..... 53
- Winch Damper..... 54
- Steel Rope..... 55
- Hook Strap..... 55
- Gloves..... 55
- Winch Covers..... 56-57

**Bumpers/Mounting Systems/Body Armor**

- Ascent..... 60-63
- HD Bumper..... 64
- Hidden Kits..... 65
- Gen II Trans4mer..... 66-67
- Trans4mer..... 69
- Elite Bumper..... 70-71
- Rock Crawler Bumper..... 72-73
- Winch Mounting Plates..... 74
- Body Armor..... 75
- Multi-Mount..... 76-77
- Bumpers for Toyota..... 77

**4WD Hubs**

- Premium Hubs for Ford Super Duty..... 80-81
- Premium Manual Hubs..... 80-81
- Standard Manual Hubs..... 80-81

### Application Charts

- Chevrolet/GMC..... 122-124
- Dodge/Ram..... 125-126
- Ford..... 127-129
- Hummer..... 129
- International Harvester..... 129
- Isuzu..... 129
- Jeep..... 130-131
- Kia..... 131
- Mazda..... 131
- Nissan..... 132
- Suzuki..... 132
- Toyota..... 132-133

### POWERSPORTS

#### Winches

- ProVantage..... 84-86
- Vantage..... 90-92
- XT17 Portable..... 94

#### Bumpers/Mounting Systems/Body Armor

- Body Armor..... 94
- ATV/Side X Side Bumpers..... 95
- Winch Mounting Kits..... 95
- Multi-Mount..... 95

#### Winch Accessories

- Epic Accessories..... 96
- Winch Accessory Kits..... 97
- Rigging Straps..... 97
- Snatch Blocks..... 97
- Shackles..... 97
- Winch Remote..... 97
- Electrical Connections..... 97
- Winch Covers..... 97
- Fairleads..... 98
- Synthetic Rope..... 98

#### Plow Systems

- ProVantage ATV Plow System..... 102-103
- Standard Plow System..... 104
- ProVantage SXS Plow System..... 105
- Plow Accessories..... 106-107

#### Application Charts

- Arctic Cat..... 135, 141
- Can-Am/BRP..... 136, 141
- Honda..... 137, 141
- Kawasaki..... 137, 142
- Kubota..... 138
- Kymco..... 138
- Polaris..... 138-139, 142-143
- Suzuki..... 140, 143
- Yamaha..... 140, 143

### UTILITY/COMMERCIAL

#### PullzAll/Winches

- Corded & Cordless PullzAll..... 110
- Drill Winch..... 111
- 4700 DC..... 112
- 4000 DC..... 112
- 2000 DC..... 113
- 3000 ACI..... 114
- 1500 AC..... 114
- 1000 AC..... 115

#### Accessories

- PullzAll Rigging Kit..... 116
- PullzAll Battery..... 116
- PullzAll Charger..... 116
- Winch Remote..... 117
- Winch Rigging Kit..... 117
- Fairleads..... 117
- Mounting Plates..... 117
- Electrical Connections..... 117
- Winch Covers..... 117

### INDUSTRIAL

#### Hydraulic Winches

- Series XL..... 119
- Series 18..... 119
- Series 15..... 119
- Series 12..... 119
- Series 9..... 119
- Series 6..... 119

#### DC Electric Winches

- Series 18 DC..... 119
- Series 15 DC..... 119
- Series 12 DC..... 119
- Series 9DC..... 119

#### Severe Duty Winches

- Severe Duty 18..... 120
- Severe Duty 12 Deep Fording..... 120

#### Planetary Gear Hoists

- DC4000..... 120
- DC3000..... 120
- DC2500..... 120
- DC2000 LF..... 120
- DC2000 MF..... 120
- DC1600..... 120
- DC1200..... 120
- DC1000..... 120
- DC800..... 120
- HY3000..... 120
- HY2000..... 120

## YOUR JOB: GETTING THERE. OUR JOB: GETTING YOU BACK

We build our products with a focus on self-reliance. We also understand your different requirements when it comes to selecting the right product for your vehicle. That's why we offer a wide variety of winches to fit nearly every need and budget. Whether it's an agile trail rig, a work truck, or something in between, our winches will help you go prepared for whatever lies ahead.



### STANDARD DUTY SERIES

- Authentic, reliable design evolved through decades of winching know-how
- A modern take on classic WARN engineering, testing, and quality; perfect for a variety of vehicles
- Class-leading features, such as waterproof Albright contactor, at a price that won't break the bank
- Same great limited lifetime warranty as all of our other winches



### PREMIUM SERIES

- Often copied, but never duplicated—ZEON sets the bar for the winching market
- Excellent durability, style, and performance for the off-road enthusiast
- Full IP68 waterproofing for every condition
- Advanced design, rugged durability, all built with premium components
- Built to last with all the performance serious off-roaders need



### ULTIMATE PERFORMANCE SERIES

- Unmatched technology and control: ZEON Platinum redefines the future of winching
- No-compromise construction, world-class performance for the users who want the ultimate winch
- Full IP68 waterproofing for every condition
- Remote clutch, Advanced Wireless Control, and the ability to plug 12V accessories directly into the winch
- The combination of features and performance means easier, quicker recoveries



### SSIC/SPECIALTY SERIES

- Time-tested crowd favorites and winches made to fill a unique niche
- Modern classics designed for a host of vehicles, from pickups to rock crawlers
- Much-loved winches including the tried-and-true M8 and iconic M8274-50
- Unique winches, such as the PowerPlant with on-board air compressor, and 9.0RC for rock sports

	STANDARD DUTY SERIES	PREMIUM SERIES	ULTIMATE PERFORMANCE SERIES	HEAVYWEIGHT SERIES	WARN DELIVERS
<b>FEATURES</b>					
<b>Available Capacities (lbs.)</b>	8,000, 10,000, and 12,000	8,000, 10,000, and 12,000	10,000 and 12,000	12,000, 15,000, and 16,500	For anything between a 2-door Jeep JK up to 1/2-ton pickups, stick with Standard, Premium, or Ultimate Performance Series. For 3/4-ton and 1-ton full-size trucks, count on the Heavyweight Series to perform under severe stresses and high shock loads
<b>Suitable Vehicles</b>	SUVs and trucks with GVWR* of up-to 8,000 lbs. Recommended winch capacity = 1.5 x GVWR	SUVs and trucks with GVWR* of up-to 8,000 lbs. Recommended winch capacity = 1.5 x GVWR	SUVs and trucks with GVWR* of up-to 8,000 lbs. Recommended winch capacity = 1.5 x GVWR	Large SUVs & trucks with GVWR* of up-to 11,000 lbs. Recommended winch capacity = 1.5 x GVWR	Keep your gear and other on-vehicle accessories in mind when calculating actual GVWR. Bumpers, tire carriers, roof racks, and larger wheels and tires can quickly add weight
<b>Anchoring System</b>	Drum flange screw and thimble	Patented through-drum technology	Patented through-drum technology	Drum flange screw and thimble	The patented through-drum anchor system is up-to 50 times stronger than the traditional flange screw and thimble. Be mindful to leave at least 5 full wraps on the drum before winching
<b>Motor and Gear Train Armor</b>	None	Full metal armor	Full metal armor	None	Metal casing protects vital components from impact and damage on hardcore obstacles
<b>Control Pack Material</b>	Impact-resistant composite	Full metal armor	Full metal armor	Plastic on M12 and M15. Metal on 16.5Ti	Metal casing protects vital components from impact and damage on hardcore obstacles
<b>Wiring</b>	Traditional motor terminals	Automotive OE-grade bus bar	Automotive OE-grade bus bar	Traditional motor terminals	Automotive OE-grade bus bar hides unsightly wires and provides superior connection
<b>Remote Control</b>	Traditional design remote toggle switch	IP68 Waterproof ergonomic remote with large rocker switch	IP68 Waterproof Advanced wireless control	IP68 Waterproof ergonomic remote with large rocker switch	Wireless clutch activation can save substantial amount of time during critical recovery operations. They are used and proven in grueling off-road races world-wide
<b>Performance Sensors</b>	None	None	Actively monitors winch temperature and vehicle battery condition	None	Advanced Platinum technology provides live information, delivering confidence and control to the end user
<b>Clutching Mechanism</b>	Manual lever operation	Manual lever operation	Automatic operation via wireless remote	Manual lever operation	No need to go back to the vehicle to engage the geartrain. Can cut recovery time in half
<b>Clutch Lever</b>	Black easy-grip handle	Stainless steel easy-grip handle	None (Remote-operated clutch)	Polished silver bent bar handle	All handles are stylized to compliment the product and are easy to handle, even with gloves on
<b>Auxiliary Plug-In</b>	None	None	2 auxiliary accessories, control via wireless remote	None	Platinum technology allows easy-install and wireless control of 2 accessories, e.g. lighting
<b>Synthetic Rope</b>	Standard Duty synthetic rope	Spydura and Spydura Pro synthetic rope	Spydura and Spydura Pro synthetic rope	Spydura and Spydura Pro synthetic rope	Proprietary Spydura synthetic rope delivers 15% greater strength and 50% greater durability. Spydura Pro offers best strength and durability for any winch in its class, up to 3 times stronger than competitors' products
<b>Hawse Fairlead</b>	Cast ductile iron	Cast aluminum	Cast aluminum	Cast aluminum	Cast Aluminum fairlead features superior surface finish smoothness and corrosion resistance
<b>Brake System</b>	3-segment mechanical cone brake	6-segment mechanical cone brake	3-segment mechanical cone brake with a steel sleeve	3-segment mechanical cone brake	Platinum's unique design allows for increased line speed over the ZEON
<b>Winch Structural Bracing</b>	Tie plate	Tie plate	Tie plate	Tie rods	Tie plates offer stronger structure but are not compatible with winch cable tensioners found in the industrial market
<b>Final Point of Assembly</b>	Warn-exclusive partner in China	Warn facility in Oregon, USA	Warn facility in Oregon, USA	Warn facility in Oregon, USA	All winches are 100% designed and engineered in US.

\* Gross Vehicle Weight Rating

	STANDARD DUTY SERIES	PREMIUM SERIES	ULTIMATE PERFORMANCE SERIES	HEAVYWEIGHT SERIES	WARN DELIVERS
<b>SPECIFICATIONS</b>					
<b>Winch Drum</b>	2.5"-2.625" diameter welded steel drum	3.15" diameter aluminum or zinc-alloy drum	3.15" diameter zinc-alloy drum	3.5" diameter welded steel drum	The larger the drum diameter, the less stress the rope will see. Both the aluminum and zinc-alloy drums dissipate heat quicker than welded steel drums, providing greater protection for your synthetic rope
<b>Weight</b>	54-76 lbs.	75-98 lbs.	83-98 lbs.	89-138 lbs.	Synthetic rope can save up to 25 lbs.
<b>Dimensions (L x D x H)</b>	Integrated Configuration: VR8 and VR10: 20.8" x 6.3" x 9.8" VR12: 21.9" x 6.3" x 9.8"	Integrated Configuration: 24.3" x 7.2" x 10.6"	Integrated Configuration: 24.3" x 7.2" x 10.6"	With Control Pack: M-12 and M-15: 25.2" x 8.5" x 11" 16.5Ti: 24.2" x 8.5" x 9.7"	Winches can be mounted with the control pack attached or relocated based on application and desired styling. Some products will require a relocation kit. Please consult the product guide
<b>Low Profile Height</b>	7.1" (without control pack)	7.9" (without control pack)	7.9" (without control pack)	8.6" (without control pack)	
<b>Mounting Pattern</b>	10" x 4.5"	10" x 4.5"	10" x 4.5"	10" x 4.5"	A majority of WARN SUV/Truck winches share the same mounting pattern
<b>PERFORMANCE</b>					
<b>No Load Line Speed</b>	28.4 (VR12, 12-S) 26 ft/min (VR10, 10-S) 29 ft/min (VR8, 8-S)	28.1 ft/min (ZEON 12, 12-S) 33 ft/min (ZEON 10, 10-S) 35 ft/min (ZEON 8, 8-S)	33 ft/min (12, 12-S Platinum) 44 ft/min (10, 10-S Platinum)	23.6 ft/min (16.5Ti, ti-S) 22.2 ft/min (M15, M15-S) 30 ft/min (M12, M12-S)	ZEON Platinum has a 70% faster no-load line speed than VR, 33% vs. ZEON for rapid recovery
<b>Full Load Line Speed</b>	3.6 ft/min (VR12, 12-S) 2.3 ft/min (VR10, 10-S) 4.8 ft/min (VR8, 8-S)	3.1 ft/min (ZEON 12, 12-S) 4.8 ft/min (ZEON 10, 10-S) 6.2 ft/min (ZEON 8, 8-S)	4.5 ft/min (12, 12-S Platinum) 5.5 ft/min (10, 10-S Platinum)	3.2 ft/min (16.5Ti, ti-S) 2.5 ft/min (M15, 15-S) 3.9 ft/min (M12, 12-S)	More than twice full-load line speed than VR and 17% faster than ZEON for rapid recovery
<b>No Load Motor Current</b>	65 amps (VR12, 12-S) 66 amps (VR10, 10-S) 69 amps (VR8, 8-S)	50 amps (ZEON 12, 12-S) 62 amps (ZEON 10, 10-S) 63 amps (ZEON 8, 8-S)	57 amps (12, 12-S Platinum) 55 amps (10, 10-S Platinum)	68 amps (16.5Ti, ti-S) 67 amps (M15, 15-S) 67 amps (M12, 12-S)	Lower amp draw delivers greater efficiency and longer motor life
<b>Rated Load Motor Current</b>	457 amps (VR12, 12-S) 502 amps (VR8, 10-S) 457 amps (VR8, 8-S)	438 amps (ZEON 12, 12-S) 409 amps (ZEON 10, 10-S) 413 amps (ZEON 8, 8-S)	446 amps (12, 12-S Platinum) 465 amps (10, 10-S Platinum)	460 amps (M15, 15-S) 440 amps (M12, 12-S)	Lower amps means more sustained pulling power without draining your battery
<b>Corrosion Resistance</b>	204 hr salt spray test	408 hr salt spray test	408 hr salt spray test	408 hr salt spray test	Tougher coating = twice the corrosion-resistance
<b>Ingress Protection</b>	Winch is dust tight, weather-resistant, with IP68 waterproof electrical contactor	Entire winch unit is rated IP68 waterproof, for submersible operation, including remote	Entire winch unit is rated IP68 waterproof, for submersible operation, including remote	Winch is dust tight, weather-resistant, with IP68 waterproof electrical contactor	ZEON and Platinum feature fewer points of water/debris entry, superior sealing, and total protection from the elements
<b>Motor</b>	Standard-duty WARN-engineered motor	High-performance, high-efficiency motor, exclusive to ZEON	Highest-performance motor exclusive to the Platinum	High-performance motor exclusive to the Heavyweights	Motor is one area that sets us apart. Make sure to run your winch every few months to ensure that parts are being lubricated and the electrical contacts are sound.
<b>Geartrain Durability</b>	★★★	★★★★	★★★★★	★★★★★	The Platinum and Heavyweight features our most robust, highest durability gear train
<b>WARRANTY</b>					
<b>Mechanical</b>	Limited Lifetime	Limited Lifetime	Limited Lifetime	Limited Lifetime	Best warranty in the industry, backed by a fully staffed, US-based customer service
<b>Electrical</b>	7 Years	7 Years	7 Years	7 Years	

# WARN ULTIMATE PERFORMANCE WINCHES



## THE PERFECT COMPANION FOR YOUR SENSE OF ADVENTURE

From the top of Alaska's remote Dalton Highway to the tip of Tierra del Fuego, adventure-seeking overlanders trust the ultra-reliable WARN Ultimate Performance Winch: ZEON Platinum. It's the pinnacle of WARN winch technology (and anyone else's for that matter). Make no mistake: this is the top of the winching food chain. Go ahead. Start checking off your bucket list, however challenging it may be.





## WARN ZEON PLATINUM

### Pulling Winching Into the 21st Century

With state-of-the-art features, cutting-edge technology, and world-class engineering, the ZEON Platinum is the future of winching. The one-of-a-kind Advanced Wireless Remote controls the clutch, power in/power out, plus it displays motor temperature and vehicle battery info. It also can control two 12-volt accessories, which can be plugged directly into the winch.

- High-speed motor and unique gear train provides 33% faster line speed and increased durability
- Plug two 12V accessories directly into the winch and control with remote—no drilling through the firewall
- Full IP68 waterproofing keeps water and the elements out
- Large diameter drum reduces rope wear, dissipates brake heat, and features a unique rope anchor system for strength
- Convertible control pack for upright or low-profile mounting options
- Best-in-class cone brake; holds the winch's full-rated load
- Available in 10,000 lb. and 12,000 lb. capacities with lightweight, easy-to-handle Spydura synthetic rope or durable steel rope
- Industry-leading warranty: Limited lifetime (mechanical components); seven year (electrical components)



The WARN ZEON Platinum winches offer the advanced technology and ultimate performance for those who eat, sleep, and dream of adventure.

**92820 ZEON 12 Platinum** includes 80' of 3/8" steel rope and roller fairlead

**95960 ZEON 12-S Platinum** includes 80' of 3/8" Spydura Pro synthetic rope and polished aluminum hawse fairlead

**92810 ZEON 10 Platinum** includes 80' of 3/8" steel rope and roller fairlead

**92815 ZEON 10-S Platinum** includes 100' of 3/8" Spydura synthetic rope and polished aluminum hawse fairlead


### Advanced Wireless Remote

The Advanced Wireless Remote is no ordinary controller. It puts total control in the palm of your hand. It controls the winch, the clutch, and up to two 12V accessories, such as auxiliary lights. The sophisticated advanced remote controls operation of the remote clutch, winch drum, and much more.

- Now the clutch is in your hand, not on the winch
- Thermometrics—instant feedback on winch motor temperature
- Battery condition—monitor vehicle battery charge level
- Auxiliary controls—control the winch and up to two accessories. Tie in your lights or other auxiliary 12V gear
- Includes USB charging cable and car charger adapter



### THE TOUGHEST, MOST TECHNOLOGICALLY ADVANCED WINCH ON THE TRAIL TODAY.



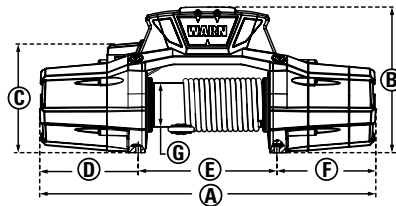


## ZEON 12 AND 12-S PLATINUM

### SPECIFICATIONS

**Part numbers:** 92820 (ZEON 12 Platinum), 95960 (ZEON 12-S Platinum)  
**Rated line pull:** 12,000 lbs. (5443 kg) single-line  
**Motor:** 12V DC, series wound  
**Electrical controls:** Contactor  
**Remote Control:** Advanced Wireless  
**Geartrain:** 3-stage planetary  
**Gear ratio:** 216:1  
**Clutch (freespooling):** Rotating ring gear  
**Brake:** Automatic mechanical cone  
**Drum diameter/Length:** 3.15"/9.0" (80mm/229mm)  
**Rope:** ZEON 12 Platinum: 3/8" x 80' (9.52mm x 24.38m) steel, ZEON 12-S Platinum: 3/8" x 80' (9.52mm x 24.38m) Spydura Pro™ synthetic  
**Fairlead:** ZEON 12 Platinum: Roller, ZEON 12-S Platinum: Aluminum hawse  
**Recommended Battery:** 650 CCA minimum for winching  
**Battery leads:** 2 gauge, 72" (1.83m)  
**Finish:** Satin-black powder coat  
**Weight:** ZEON 12 Platinum: 106 lbs. (48 kg), ZEON 12-S Platinum: 80 lbs. (36 kg)  
**Warranty:** Limited lifetime

### DIMENSIONS



<b>A</b> 24.25" (615.9mm)	<b>E</b> 10.0" (254.0mm)
<b>B</b> 10.5" (266.8mm)	<b>F</b> 7.14" (181.3mm)
<b>C</b> 7.84" (199.0mm)	<b>G</b> 3.15" (80.0mm)
<b>D</b> 7.11" (180.6mm)	

Mounting bolt pattern: 10.0" x 4.5" (254.0mm x 114.3mm)

### 12V DC PERFORMANCE SPECS (first layer)

Line Pull Lbs. (kg)	Line Speed Ft./min. (M/min.)	Motor Current	Pull by layer: layer/Lbs. (kg)
0	32.9 (10.0)	57 amps	1/12000 (5440)
2000 (910)	15.1 (4.6)	132 amps	2/9895 (4488)
4000 (1810)	9.9 (3.0)	200 amps	3/8418 (3818)
6000 (2720)	8.9 (2.7)	261 amps	4/7325 (3323)
8000 (3630)	7.8 (2.4)	321 amps	5/6483 (2941)
10000 (4536)	5.4 (1.6)	381 amps	
12000 (5440)	4.5 (1.4)	446 amps	

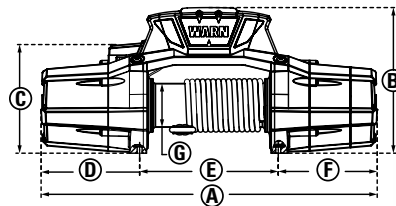


## ZEON 10 AND 10-S PLATINUM

### SPECIFICATIONS

**Part numbers:** 92810 (ZEON Platinum 10), 92815 (ZEON Platinum 10-S)  
**Rated line pull:** 10,000 lbs. (4536 kg) single-line  
**Motor:** 12V DC, series wound  
**Electrical controls:** Contactor  
**Remote Control:** Advanced Wireless  
**Geartrain:** 3-stage planetary  
**Gear ratio:** 162:1  
**Clutch (freespooling):** Rotating ring gear  
**Brake:** Automatic mechanical cone  
**Drum diameter/Length:** 3.15"/9.0" (80mm/229mm)  
**Rope:** ZEON Platinum 10: 3/8" x 80' (9.52mm x 24.38m) steel, ZEON Platinum 10-S: 3/8" x 100' (9.52mm x 30m) Spydura synthetic  
**Fairlead:** ZEON 10 Platinum: Roller, ZEON 10-S Platinum: Aluminum hawse  
**Recommended Battery:** 650 CCA minimum for winching  
**Battery leads:** 2 gauge, 72" (1.83m)  
**Finish:** Satin-black powder coat  
**Weight:** ZEON 10 Platinum: 106 lbs. (48 kg), ZEON 10-S Platinum: 83 lbs. (38 kg)  
**Warranty:** Limited lifetime

### DIMENSIONS



<b>A</b> 24.25" (615.9mm)	<b>E</b> 10.0" (254.0mm)
<b>B</b> 10.5" (266.8mm)	<b>F</b> 7.14" (181.3mm)
<b>C</b> 7.84" (199.0mm)	<b>G</b> 3.15" (80.0mm)
<b>D</b> 7.11" (180.6mm)	

Mounting bolt pattern: 10.0" x 4.5" (254.0mm x 114.3mm)

### 12V DC PERFORMANCE SPECS (first layer)

Line Pull Lbs. (kg)	Line Speed Ft./min. (M/min.)	Motor Current	Pull by layer: layer/Lbs. (kg)
0	44 (13.4)	55 amps	1/10000 (4536)
2000 (910)	17.8 (5.42)	149 amps	2/8246 (3740)
4000 (1810)	12 (3.65)	233 amps	3/7015 (3182)
6000 (2720)	10.7 (3.3)	311 amps	4/6104 (2769)
8000 (3630)	7.5 (2.3)	387 amps	5/5402 (2450)
10000 (4536)	5.6 (1.7)	465 amps	

## OPTIONAL ACCESSORIES FOR THE ZEON PLATINUM WINCH



### Advanced Wireless Control Window Mount

Mount the ZEON Platinum wireless remote to your windshield or other smooth, flat, non-porous surface.

**PN 94437**



### Control Pack Relocation Kit

Hardware and wiring required to mount the ZEON Platinum control box remotely from winch.

**PN 89970** (Short kit 31")

**PN 92193** (Long Kit 78")

### Additional wiring (optional)

• Light harness kit (short) **PN 93373**

• Light harness kit (Long) **PN 93375**



## TECH TIP

### STAY THE TRAIL

Whenever you're on public lands, stay on the designated trails, pick up trash, and tread lightly. Respecting the land and the trails helps to keep them open to everyone, so please do your part.

## WARN PREMIUM SERIES WINCHES

### ZEON: ENABLING FEARLESSNESS WORLDWIDE

Rubicon. Sledgehammer. Hell's Revenge. Legendary trails are littered with the ghosts of lesser winches. But those are the kinds of places that salute the WARN Premium Series Winch: ZEON. As reliable as a swollen creek is fast, this winch stands as a top performer on the world's toughest trails.







## WARN ZEON Advanced, Capable, and Strong

The WARN ZEON continues to redefine winching. ZEON is the premium winch line for trucks, Jeeps, and SUVs, and provides unmatched durability, performance, and style. These winches have become top sellers for a good reason: They've been the top choice of editors and off-roaders worldwide, and look as good as they perform.

- Automotive-grade busbars replace unsightly wires for greater electrical efficiency, superior connection, and a cleaner look
- Full metal armor protects vital components from impact and damage
- Twice the corrosion resistance of entry-level winches; rated to 408 hours in rigorous salt-spray tests
- 33 ft/min no-load line speed—27% faster than our Standard Duty winches
- Full IP68 waterproofing to keep water and the elements out
- Large diameter drum for longer rope life; unique and durable rope attachment point
- Convertible control pack for upright or low-profile mounting options
- Available in 8,000, 10,000, and 12,000 lb. capacities with lightweight, easy-to-handle Spydura synthetic rope or durable steel rope
- Industry-leading warranty: Limited lifetime (mechanical components); seven year (electrical components)

- 89120 ZEON 12**  
80' of 3/8" steel rope and roller fairlead
- 90666 (24V) ZEON 12**  
Roller fairlead; rope not included
- 95950 ZEON 12-S**  
80' of 3/8" Spydura Pro synthetic rope and a polished aluminum hawse fairlead
- 88990 ZEON 10**  
80' of 3/8" steel rope and roller fairlead
- 90665 (24V) ZEON 10**  
Roller fairlead; rope not included
- 90340 ZEON 10 Multi-Mount**  
80' of 3/8" steel rope, Multi-Mount carrier, steel hawse fairlead, and Quick Connect wiring
- 89611 ZEON 10-S**  
100' of 3/8" Spydura synthetic rope and polished aluminum hawse fairlead
- 90360 ZEON 10-S Multi-Mount**  
100' of 3/8" Spydura synthetic rope, Multi-Mount carrier, polished aluminum hawse fairlead, and Quick Connect wiring
- 88980 ZEON 8**  
100' of 5/16" steel rope and roller fairlead
- 90260 ZEON 8 Multi-Mount**  
100' of 5/16" steel rope, Multi-Mount carrier, steel hawse fairlead, and Quick Connect wiring
- 89305 ZEON 8-S**  
100' of 3/8" Spydura synthetic rope and polished aluminum hawse fairlead
- 90330 ZEON 8-S Multi-Mount**  
100' of 3/8" Spydura synthetic rope, Multi-Mount carrier, polished aluminum fairlead, and Quick Connect wiring

## ZEON Multi-Mount Winch Mounting System

For those looking for added versatility with their winch, the WARN Multi-Mount system allows you to have a winch on the front or rear of the vehicle for maximum flexibility. Simply add the receiver to the front of the vehicle, and the Quick Connect wiring to the rear, and you're ready to go.




## Control Pack Relocation Kit

Hardware and wiring required to mount control box remotely from winch.



PN 89970 (Short kit 31")  
PN 89960 (Long Kit 78")

## ALL THE PERFORMANCE FEATURES OFF-ROADERS NEED THE MOST

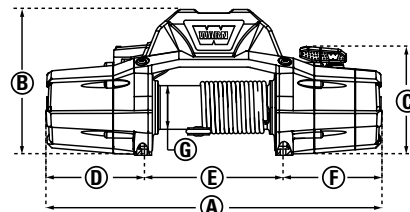




## ZEON 12

SPECIFICATIONS	
<b>Part numbers:</b> 89120 (ZEON 12), 89120 (ZEON 12, 24V), 95950 (ZEON 12-S)	
<b>Rated line pull:</b> 12,000 lbs. (5443 kg) single-line	
<b>Motor:</b> 12V DC, series wound	
<b>Electrical controls:</b> Contactor	
<b>Remote Control:</b> Remote switch, 12' (3.7m) Lead	
<b>Geartrain:</b> 3-stage planetary	
<b>Gear ratio:</b> 216:1	
<b>Clutch (freespooling):</b> Rotating ring gear	
<b>Brake:</b> Automatic mechanical cone	
<b>Drum diameter/Length:</b> 3.15"/9.0" (80mm/229mm)	
<b>Rope:</b> ZEON 12: 3/8" x 80' (9.52mm x 24.38m) steel, ZEON 12 (24V): No rope included, ZEON 12-S: 3/8" x 80' (9.52mm x 24.38m) Spydura Pro™ synthetic	
<b>Fairlead:</b> ZEON 12: Roller, ZEON 12-S: Aluminum hawse	
<b>Recommended Battery:</b> 650 CCA minimum for winching	
<b>Battery leads:</b> 2 gauge, 72" (1.83m)	
<b>Finish:</b> Satin-black powder coat	
<b>Weight:</b> ZEON 12: 103.5 lbs. (47 kg), ZEON 12 (24V): 82 lbs. (37 kg), ZEON 12-S: 83 lbs. (38 kg)	
<b>Warranty:</b> Limited lifetime	

## DIMENSIONS



<b>A</b> 24.25" (615.9mm)	<b>E</b> 10.0" (254.0mm)
<b>B</b> 10.5" (266.8mm)	<b>F</b> 7.14" (181.3mm)
<b>C</b> 7.84" (199.0mm)	<b>G</b> 3.15" (80.0mm)
<b>D</b> 7.11" (180.6mm)	

Mounting bolt pattern: 10.0" x 4.5" (254.0mm x 114.3mm)

### 12V DC PERFORMANCE SPECS (first layer)

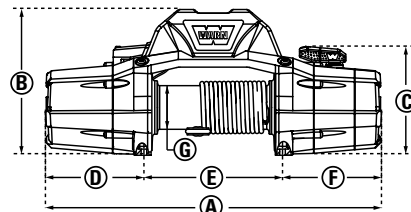
Line Pull	Line Speed	Motor	Pull by layer:
Lbs. (kg)	Ft./min.	Current	layer/Lbs. (kg)
	(M/min.)		
0	28.1 (8.6)	67 amps	1/12000 (5440)
2000 (910)	14.2 (4.3)	141 amps	2/9895 (4488)
4000 (1810)	9.3 (2.8)	209 amps	3/8418 (3818)
6000 (2720)	7.8 (2.4)	272 amps	4/7325 (3323)
8000 (3630)	6.4 (2.0)	336 amps	5/6483 (2941)
10000 (4536)	4.3 (1.3)	401 amps	
12000 (5440)	3.3 (1.0)	469 amps	



## ZEON 10 AND 10-S

SPECIFICATIONS	
<b>Part numbers:</b> 88990 (ZEON 10), 90665 (ZEON 10, 24V), 89611 (ZEON 10-S)	
<b>Rated line pull:</b> 10,000 lbs. (4536 kg) single-line	
<b>Motor:</b> 12V DC, series wound	
<b>Electrical controls:</b> Contactor	
<b>Remote Control:</b> Remote switch, 12' (3.7m) Lead	
<b>Geartrain:</b> 3-stage planetary	
<b>Gear ratio:</b> 216:1	
<b>Clutch (freespooling):</b> Rotating ring gear	
<b>Brake:</b> Automatic mechanical cone	
<b>Drum diameter/Length:</b> 3.15"/9.0" (80mm/229mm)	
<b>Rope:</b> ZEON 10: 3/8" x 80' (9.52mm x 24.38m) steel, ZEON 10 (24V): No rope included, ZEON 10-S: 3/8" x 100' (9.52mm x 30m) Spydura synthetic	
<b>Fairlead:</b> ZEON 10: Roller, ZEON 10-S: Aluminum hawse	
<b>Recommended Battery:</b> 650 CCA minimum for winching	
<b>Battery leads:</b> 2 gauge, 72" (1.83m)	
<b>Finish:</b> Satin-black powder coat	
<b>Weight:</b> ZEON 10: 103.5 lbs. (47 kg), ZEON 10 (24V): 82 lbs. (37 kg), ZEON 10-S: 83 lbs. (38 kg)	
<b>Warranty:</b> Limited lifetime	

## DIMENSIONS



<b>A</b> 24.25" (615.9mm)	<b>E</b> 10.0" (254.0mm)
<b>B</b> 10.5" (266.8mm)	<b>F</b> 7.14" (181.3mm)
<b>C</b> 7.84" (199.0mm)	<b>G</b> 3.15" (80.0mm)
<b>D</b> 7.11" (180.6mm)	

Mounting bolt pattern: 10.0" x 4.5" (254.0mm x 114.3mm)

### 12V DC PERFORMANCE SPECS (first layer)

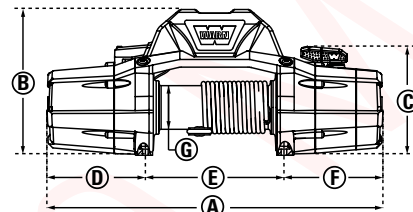
Line Pull	Line Speed	Motor	Pull by layer:
Lbs. (kg)	Ft./min.	Current	layer/Lbs. (kg)
	(M/min.)		
0	33 (10.27)	62 amps	1/10000 (4536)
2000 (910)	14.9 (4.5)	144 amps	2/8246 (3740)
4000 (1810)	11.2 (3.4)	215 amps	3/7015 (3182)
6000 (2720)	8.5 (2.6)	380 amps	4/6104 (2769)
8000 (3630)	6.5 (2.0)	353 amps	5/5402 (2450)
10000 (4536)	4.8 (1.5)	409 amps	



## ZEON 8 AND 8-S

SPECIFICATIONS	
<b>Part numbers:</b> 88980 (ZEON 8), 89305 (ZEON 8-S)	
<b>Rated line pull:</b> 8,000 lbs. (3630 kg) single-line	
<b>Motor:</b> 12V DC, series wound	
<b>Electrical controls:</b> Contactor	
<b>Remote Control:</b> Remote switch, 12' (3.7m) lead	
<b>Geartrain:</b> 3-stage planetary	
<b>Gear ratio:</b> 162:1	
<b>Clutch (freespooling):</b> Rotating ring gear	
<b>Brake:</b> Automatic mechanical cone	
<b>Drum diameter/Length:</b> 3.15"/9.0" (80mm/229mm)	
<b>Rope:</b> ZEON 8, 5/16" x 100' (8mm x 30.5m) steel, ZEON 8-S, 3/8" x 100' (9.5mm x 30.5m) Spydura synthetic	
<b>Fairlead:</b> ZEON 8: Roller, ZEON 8-S: Aluminum hawse	
<b>Recommended Battery:</b> 650 CCA minimum for winching	
<b>Battery leads:</b> 2 gauge, 72" (1.83m)	
<b>Finish:</b> Satin-black powder coat	
<b>Weight:</b> ZEON 8: 99 lbs. (45 kg), ZEON 8-S: 80 lbs. (36 kg)	
<b>Warranty:</b> Limited lifetime	

## DIMENSIONS



<b>A</b> 24.25" (615.9mm)	<b>E</b> 10.0" (254.0mm)
<b>B</b> 10.5" (266.8mm)	<b>F</b> 7.14" (181.3mm)
<b>C</b> 7.84" (199.0mm)	<b>G</b> 3.15" (80.0mm)
<b>D</b> 7.11" (180.6mm)	

Mounting bolt pattern: 10.0" x 4.5" (254.0mm x 114.3mm)

### 12V DC PERFORMANCE SPECS (first layer)

Line Pull	Line Speed	Motor	Pull by layer:
Lbs. (kg)	Ft./min.	Current	layer/Lbs. (kg)
	(M/min.)		
0	35 (12.8)	63 amps	1/8000 (3629)
2000 (910)	17.2 (5.2)	167 amps	2/6777 (3074)
4000 (1810)	11.7 (3.6)	255 amps	3/5878 (2666)
6000 (2720)	8.5 (2.6)	335 amps	4/5190 (2354)
8000 (3630)	6.2 (1.9)	413 amps	5/4646 (2107)



### TECH TIP

**OPEN SIDE FACES UP**  
When attaching your winch's hook to a shackle or recovery strap, always be sure the safety latch is facing upwards. That way in the event of a winch line failure, the hook will go down into the ground vs. up in the air.



## WARN STANDARD DUTY WINCHES

### DEPENDABILITY COMES STANDARD IN EVERY VR WINCH

When you hit the trails—from mud bogs, to your favorite deer camp—you have to be ready for anything. You will be with the WARN Standard Duty VR Winch. WARN engineered and tested to the extreme, VR has been proven reliable in the extremely rugged conditions of Oregon's backcountry. WARN VR—the winch you can trust at a price you can admire.





## WARN VR Engineered and Tested to the Extreme

The all-new WARN VR winches offer enhanced styling, upgraded performance, and legendary WARN reliability that you can trust. Whether you're challenging hills or scouting remote game trails, the ever-dependable WARN VR shines. Designed by WARN engineers. Tested by our unyielding quality control team. Proven by enthusiasts in the extreme mud, sand, and rock trails of the Oregon back-country.

- New convertible control pack for upright or low-profile mounting configurations
- Sealed, waterproof Albright™ contactor for the ultimate in reliability and performance
- One-piece tie plate replaces tie bars for added strength and rigidity
- Best-in-class cone brake holds the winch's full-rated load
- Tactical styling looks great on any vehicle; includes black hawse fairlead
- Available in 8,000, 10,000, and 12,000 lb. capacities with lightweight, easy-to-handle synthetic rope, or durable steel rope
- Industry-leading warranty: Limited lifetime (mechanical components); seven year (electrical components)

VR is the gateway to the WARN brand and has the best warranty in the business—you can't afford to trust anything less.

**96820 VR12**  
80' of 3/8" steel rope and black hawse fairlead

**97035 VR12-S**  
90' of 3/8" standard-duty synthetic rope and black hawse fairlead

**96810 VR10**  
80' of 3/8" steel rope and black hawse fairlead

**96815 VR10-S**  
90' of 3/8" standard-duty synthetic rope and black hawse fairlead

**96800 VR8**  
94' of 5/16" steel rope and black hawse fairlead

**96805 VR8-S**  
90' of 3/8" standard-duty synthetic rope and hawse fairlead

## Center-Mounted Convertible Control Pack

You can mount the control pack separately from the winch, or keep it attached for an integrated look. Your choice.



## Control Pack Mounting Plate

Easily mount the winch control pack to the top of your bumper.  
PN 97890



## LEGENDARY WARN DURABILITY COMES STANDARD IN EVERY VR WINCH



**DETERMINE THE RIGHT CAPACITY FOR YOUR WINCH**

How do you pick the right capacity for your truck/SUV winch? It's easy. Find the vehicle's GVWR (gross vehicle weight rating, often located on the door jamb), and multiply it by 1.5. If your rig has a 6,600 lb. GVWR take that, multiply by 1.5, and you'd get 9,900 lbs. minimum capacity. Therefore, we'd opt for winch with 10,000 lbs. of pulling power at a minimum.

**TECH TIP**

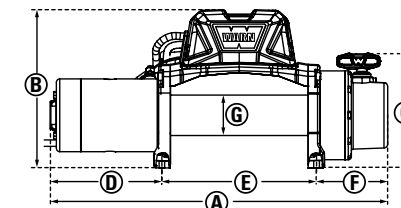


**VR 12 AND 12-S**

**SPECIFICATIONS**

**Part numbers:** 96820 (VR12), 97035 (VR12-S)  
**Rated line pull:** 12,000 lbs. (5443 kg) single-line  
**Motor:** 12V DC, series wound  
**Electrical controls:** Contactor  
**Remote Control:** Remote switch, 12' (3.7m) Lead  
**Geartrain:** 3-stage planetary  
**Gear ratio:** 216:1  
**Clutch (freespooling):** Sliding ring gear  
**Brake:** Automatic mechanical cone  
**Drum diameter/Length:** VR 12: 2.5"/9.0" (6.73cm/23cm), VR 12-S: 2.625"/9.0" (6.73cm/23cm)  
**Rope:** VR 12: 3/8" x 80' (9.5mm x 24.3m) steel, VR 12-S: 3/8" x 90' (9.5mm x 27.4m) synthetic  
**Fairlead:** Cast iron hawse  
**Recommended Battery:** 650 CCA minimum for winching  
**Battery leads:** 2 gauge, 72" (1.83m)  
**Finish:** Satin-black powder coat  
**Weight:** VR 12: 76 lbs. (34 kg), VR 12-S: 62 lbs. (28 kg)  
**Warranty:** Limited lifetime

**DIMENSIONS**



- A** 21.8" (554.5mm)      **E** 10.0" (254.0mm)
- B** 9.79" (248.9mm)    **F** 4.65" (116.8mm)
- C** 7.10" (180.1mm)    **G** 2.50" (63.5mm)
- D** 7.20" (183.6mm)

Mounting bolt pattern: 10.0" x 4.5" (254.0mm x 114.3mm)

**12V DC PERFORMANCE SPECS (first layer)**

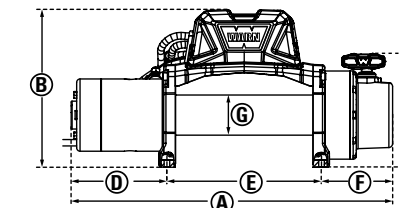
Line Pull	Line Speed	Motor	Pull by layer:
Lbs. (kg)	Ft./min. (M/min.)	Current	layer/Lbs. (kg)
0	28.4 (8.6)	65 amps	1/12,000 (5443)
2000 (910)	12.6 (3.8)	144 amps	2/9517 (4317)
4000 (1810)	9.5 (2.8)	215 amps	3/7886 (3577)
6000 (2720)	7.5 (2.2)	281 amps	4/6732 (3054)
8000 (3630)	5.8 (1.7)	349 amps	5/5872 (2663)
10000 (4540)	4.4 (1.3)	415 amps	
12000 (5440)	3.6 (1.0)	457 amps	

**VR 10 AND 10-S**

**SPECIFICATIONS**

**Part numbers:** 96810 (VR10), 96815 (VR10-S)  
**Rated line pull:** 10,000 lbs. (4536 kg) single-line  
**Motor:** 12V DC, series wound  
**Electrical controls:** Contactor  
**Remote Control:** Remote switch, 12' (3.7m) Lead  
**Geartrain:** 3-stage planetary  
**Gear ratio:** 261:1  
**Clutch (freespooling):** Sliding ring gear  
**Brake:** Automatic mechanical cone  
**Drum diameter/Length:** VR 10: 2.5"/9.0" (6.73cm/23cm), VR 10-S: 2.625"/9.0" (6.73cm/23cm)  
**Rope:** VR 10: 3/8" x 80' (9.5mm x 24.3m) steel, VR 10-S: 3/8" x 90' (9.5mm x 27.4m) synthetic  
**Fairlead:** Cast iron hawse  
**Recommended Battery:** 650 CCA minimum for winching  
**Battery leads:** 2 gauge, 72" (1.83m)  
**Finish:** Satin-black powder coat  
**Weight:** VR 10: 73 lbs. (33 kg), VR 10-S: 59 lbs. (27 kg)  
**Warranty:** Limited lifetime

**DIMENSIONS**



- A** 20.8" (528.2mm)      **E** 10.0" (254.0mm)
- B** 9.79" (248.9mm)    **F** 4.65" (116.8mm)
- C** 7.10" (180.1mm)    **G** 2.50" (63.5mm)
- D** 6.20" (157.4mm)

Mounting bolt pattern: 10.0" x 4.5" (254.0mm x 114.3mm)

**12V DC PERFORMANCE SPECS (first layer)**

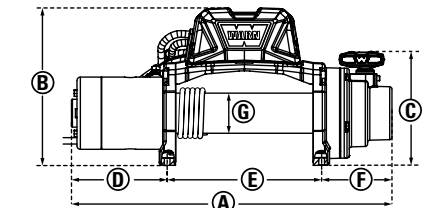
Line Pull	Line Speed	Motor	Pull by layer:
Lbs. (kg)	Ft./min. (M/min.)	Current	layer/Lbs. (kg)
0	25.9 (7.8)	66 amps	1/10000 (4536)
2000 (910)	13.0 (3.9)	160 amps	2/7931 (3597)
4000 (1810)	9.6 (2.9)	247 amps	3/6571 (2981)
6000 (2720)	7.1 (2.1)	332 amps	4/5610 (2545)
8000 (3630)	5.0 (1.5)	417 amps	5/4894 (2220)
10000 (4536)	2.3 (0.7)	502 amps	

**VR 8 AND 8-S**

**SPECIFICATIONS**

**Part numbers:** 96800 (VR8), 96805 (VR8-S)  
**Rated line pull:** 8,000 lbs. (3629 kg) single-line  
**Motor:** 12V DC, series wound  
**Electrical controls:** Contactor  
**Remote Control:** Remote switch, 12' (3.7m) Lead  
**Geartrain:** 3-stage planetary  
**Gear ratio:** 216:1  
**Clutch (freespooling):** Rotating ring gear  
**Brake:** Automatic mechanical cone  
**Drum diameter/Length:** VR 8: 2.5"/9.0" (6.73cm/23cm), VR 8-S: 2.5"/9.0" (6.73cm/23cm)  
**Rope:** VR 8: 5/16" x 94' (8mm x 29m) steel, VR 8-S: 3/8" x 90' (9.5mm x 27.4m) synthetic  
**Fairlead:** Cast iron hawse  
**Recommended Battery:** 650 CCA minimum for winching  
**Battery leads:** 0.04in<sup>2</sup> x 6.5' (25mm<sup>2</sup> x 2m)  
**Finish:** Satin-black powder coat  
**Weight:** VR 8: 65 lbs. (29 kg), VR 8-S: 54 lbs. (24 kg)  
**Warranty:** Limited lifetime

**DIMENSIONS**



- A** 20.7" (527.0mm)      **E** 10.0" (254.0mm)
- B** 9.79" (248.9mm)    **F** 4.55" (115.7mm)
- C** 7.10" (180.1mm)    **G** 2.50" (63.5mm)
- D** 6.20" (157.4mm)

Mounting bolt pattern: 10.0" x 4.5" (254.0mm x 114.3mm)

**12V DC PERFORMANCE SPECS (first layer)**

Line Pull	Line Speed	Motor	Pull by layer:
Lbs. (kg)	Ft./min. (M/min.)	Current	layer/Lbs. (kg)
0	29 (8.8)	69 amps	1/8000 (3629)
2000 (910)	14.2 (4.3)	179 amps	2/6545 (2969)
4000 (1810)	9.9 (3)	281 amps	3/5538 (2512)
6000 (2720)	7.3 (2.2)	381 amps	4/4800 (2177)
8000 (3630)	4.8 (1.4)	457 amps	5/4235 (1921)

# WARN HEAVYWEIGHT SERIES WINCHES



## WE'VE GOT YOUR BACK. ALL 6 TONS OF IT.

Big, powerful trucks need big powerful winches. The WARN Heavyweight Series winches fits the bill, and then some, with capacities that run up to 16,500 lbs. Heavy-duty carrier plates help them withstand the brutal gear train stresses of recovering the heaviest loads. Your truck may bog down, but your WARN Heavyweight winch never will.





## WARN 16.5ti AND 16.5ti-s Highest Capacity, Most Technologically Advanced Winches for Big Trucks

With 16,500 lbs. of pulling power, these winches are made for the biggest, heaviest, and longest pulls. The 16.5ti and 16.5ti-s feature the full diagnostic ability of WARN thermometric technology, plus the extreme sealing, durability, and reliability that the WARN ti winches are known for.

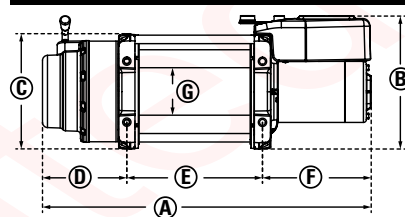
- Thermometric indicator (ti) provides motor temperature feedback via LED on remote control
- Extreme-duty sealing helps protect the winch from the outside elements
- Metal control box for added protection for the electronics
- Contactor control for the ultimate in durability and reliability
- Class-leading cone brake holds the winch's full-rated load
- Chip-resistant powder-coated finish with primer undercoating for superior corrosion resistance
- Industry-leading warranty:  
Limited lifetime (mechanical components); seven year (electrical components)
- Available with lightweight, easy-to-handle, Spydura Pro rope and Epic Hook or durable steel rope and standard hook

Whether you opt for the 16.5ti or 16.5ti-s, you'll get the biggest, most powerful winch in the WARN truck lineup.

**68801 16.5ti**  
90' of 7/16" steel rope and a roller fairlead

**97740 16.5ti-s**  
80' of 3/8" Spydura Pro synthetic rope with polished aluminum hawse fairlead and Epic Hook

### DIMENSIONS



<b>A</b> 24.23" (615.4mm)	<b>E</b> 10.0" (254.0mm)
<b>B</b> 9.80" (248.8mm)	<b>F</b> 8.01" (203.8mm)
<b>C</b> 8.49" (215.7mm)	<b>G</b> 3.5" (85mm)
<b>D</b> 6.21" (157.8mm)	

Mounting bolt pattern: 10.0" x 4.5" (254.0mm x 114.3mm)

### SPECIFICATIONS

<b>Part numbers:</b> 68801 (16.5ti), 97740 (16.5ti-s)
<b>Rated line pull:</b> 16,500 Lbs. (7484 kg) single-line
<b>Motor:</b> 12V DC, series wound
<b>Electrical controls:</b> Contactor
<b>Remote Control:</b> Remote switch, with LED indicator 12' (3.7m) lead
<b>Geartrain:</b> 3-stage planetary
<b>Gear ratio:</b> 315:1
<b>Clutch (freespooling):</b> Rotating ring gear
<b>Brake:</b> Automatic mechanical cone
<b>Drum diameter/Length:</b> 3.5"/8.2" (9cm/21cm)
<b>Rope:</b> 16.5ti: 7/16" x 90' (11mm x 27m) steel, 16.5ti-s: 3/8" x 80' (9.5mm x 24.3m) Spydura Pro synthetic
<b>Fairlead:</b> 16.5ti: Roller, 16.5ti-s: Aluminum hawse
<b>Recommended Battery:</b> 650 CCA minimum for winching
<b>Battery leads:</b> 2 gauge, 72" (1.83m)
<b>Finish:</b> Argent gray powder coat
<b>Weight:</b> 16.5ti: 134 lbs. (61 kg), 16.5ti-s: 104 lbs. (47 kg)
<b>Warranty:</b> Limited lifetime

### 12V DC PERFORMANCE SPECS (first layer)

Line Pull Lbs. (kg)	Line Speed Ft./min. (M/min.)	Motor Current (A)	Pull by layer: layer/Lbs. (kg)
0	23.6 (7.20)	68 amps	1/16500 (7484)
2000 (907)	12.07 (3.68)	138 amps	2/13500 (6123)
4000 (1814)	9.22 (2.81)	189 amps	3/11423 (5181)
6000 (2721)	7.37 (2.25)	240 amps	4/9900 (4491)
8000 (3628)	6.08 (1.85)	291 amps	5/8735 (3962)
10000 (4536)	5.12 (1.56)	342 amps	
12000 (5443)	4.40 (1.34)	393 amps	
14000 (6350)	3.86 (1.18)	444 amps	
16000 (7257)	3.38 (1.03)	494 amps	
16500 (7484)	3.24 (0.99)	507 amps	



### TECH TIP

**DOUBLE-LINE = DOUBLE POWER**  
Using a snatch block can help you double your pulling power, turning a 16,500 lb. capacity winch in to a 33,000 lb. pulling beast. Keep in mind, while you are doubling the amount of rope you're using, you're cutting the line speed in half.



## WARN M15 AND M15-S

### More Than Enough Power for the Heaviest Loads

Got a big truck? The M15 and M15-S offer 15,000 lbs. of pulling capacity for heavy-duty jobs. The large-frame architecture means this winch will stand up to the stresses of heavy winching. Plus, its removable control pack allows for clearance and ease of access.

- High strength carrier plates designed to handle heavy gear train stresses
- Best-in-class cone brake holds full-rated load of winch
- Chip-resistant powder-coated finish resists corrosion
- Remote-mount control box allows for various mounting options
- Industry-leading warranty: Limited lifetime (mechanical components); seven year (electrical components)
- Available with lightweight, easy-to-handle Spydura Pro synthetic rope and Epic Hook or durable steel rope and standard hook

**When you need that extra pulling power for your big truck or SUV, the M15 and M15-S fit the bill.**

**47801 M15**  
90' of 7/16" wire rope and a roller fairlead

**478022 (24V) M15**  
90' of 7/16" steel rope and a roller fairlead

**97730 M15-S**  
80' of 3/8" Spydura Pro synthetic rope, polished aluminum hawse fairlead, and Epic Hook.

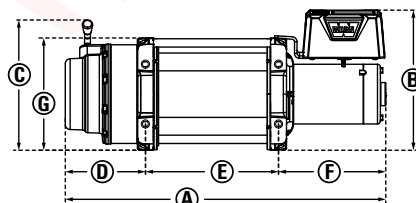
#### 12V DC PERFORMANCE SPECS (first layer)

Line Pull Lbs. (kg)	Line Speed Ft./min. (M/min.)	Motor Current	Pull by layer: layer/Lbs. (kg)
0	22.2 (6.77)	67 amps	1/15000 (6804)
2000 (910)	7.27 (2.22)	135 amps	2/12273 (5567)
4000 (1810)	5.41 (1.65)	185 amps	3/10385 (4711)
6000 (2720)	4.43 (1.35)	235 amps	4/9000 (4082)
8000 (3630)	3.79 (1.16)	285 amps	5/7941 (3602)
10000 (4540)	3.31 (1.01)	335 amps	
12000 (5440)	2.93 (.893)	385 amps	
14000 (6350)	2.61 (.796)	435 amps	
15000 (6800)	2.48 (.756)	460 amps	

#### SPECIFICATIONS

**Part numbers:** 47801 (M15), 478022 (M15, 24V), 97730 (M15-S)  
**Rated line pull:** 15,000 lbs. (6804 kg) single-line  
**Motor:** Series wound  
**Electrical controls:** Contactor  
**Remote Control:** Remote switch, 12' (3.7m) lead  
**Geartrain:** 3-stage planetary  
**Gear ratio:** 315:1  
**Clutch (freespooling):** Rotating ring gear  
**Brake:** Automatic mechanical cone  
**Drum diameter/Length:** 3.5"/8.2" (9cm/21cm)  
**Rope:** M15: 7/16" x 90' (11mm x 27m) steel, M15-S: 3/8" x 80' (9.5mm x 24.3m) Spydura Pro synthetic  
**Fairlead:** M15: Roller, M15-S: Aluminum hawse  
**Recommended Battery:** 650 CCA minimum for winching  
**Battery leads:** 2 gauge, 72" (1.83m)  
**Finish:** Argent gray powder coat  
**Weight:** M15: 135 lbs. (61 kg), M15-S: 102 lbs. (46 kg)  
**Warranty:** Limited lifetime

#### DIMENSIONS



<b>A</b> 24.08" (612.0mm)	<b>E</b> 10.0" (254.0mm)
<b>B</b> 10.53" (267.5mm)	<b>F</b> 8.08" (204.8mm)
<b>C</b> 9.79" (248.7mm)	<b>G</b> 8.44" (214.4mm)
<b>D</b> 6.03" (153.2mm)	

Mounting bolt pattern: 10.0" x 4.5" (254.0mm x 114.3mm)



## WARN M12 AND M12-S

### A Reliable Workhorse to Meet Heavy Winching Needs

Big torque, 12,000 lbs. of pulling power, and fast no-load retrieval speed give the M12 and M12-S a great combination of heavy-duty capacity and high performance. If you've got a big truck and are looking for a true workhorse, these winches are where it's at.

- Large frame design to handle heavier winch loads
- High speed motor for fast line speed and powerful pulls
- Best-in-class cone brake holds the winch's full rated load
- Chip-resistant powder-coated finish resists corrosion
- Remote-mount control box allows for various mounting options
- Industry-leading warranty: Limited lifetime (mechanical components); seven year (electrical components)
- Available with lightweight, easy-to-handle Spydura synthetic rope and Epic hook or durable steel rope and standard hook

**Whether on the jobsite, on the trail, or at your favorite hunting spot, the M12 and M12-S winches will let you go prepared, no matter the terrain.**

**17801 M12**  
125' of 3/8" wire rope and a roller fairlead

**265072 (24V)**  
125' of 3/8" steel rope and a roller fairlead

**97720 M12-S**  
100' of 3/8" Spydura synthetic rope with polished aluminum fairlead and Epic Hook

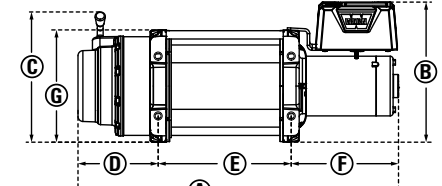
#### 12V DC PERFORMANCE SPECS (first layer)

Line Pull Lbs. (kg)	Line Speed Ft./min. (M/min.)	Motor Current	Pull by layer: layer/Lbs. (kg)
0	30 (9.1)	67 amps	1/12000 (5443)
2000 (910)	14 (4.3)	140 amps	2/10054 (4560)
4000 (1810)	8.6 (2.6)	210 amps	3/8651 (3924)
6000 (2720)	6.9 (2.1)	250 amps	4/7592 (3444)
8000 (3630)	5.8 (1.8)	320 amps	5/6764 (3068)
10000 (4540)	4.4 (1.3)	370 amps	
12000 (5440)	3.9 (1.2)	440 amps	

#### SPECIFICATIONS

**Part numbers:** 17801 (M12), 265072 (M12, 24V), 97720 (M12-S)  
**Rated line pull:** 12,000 Lbs., (5440 kg) single-line  
**Motor:** Series wound  
**Electrical controls:** Contactor  
**Remote Control:** Remote switch, 12' (3.7m) lead  
**Geartrain:** 3-stage planetary  
**Gear ratio:** 261:1  
**Clutch (freespooling):** Rotating ring gear  
**Brake:** Automatic mechanical cone  
**Drum diameter/Length:** 3.5"/8.2" (9cm/21cm)  
**Rope:** M12: 3/8" x 125' (9.5mm x 38m) steel, M12-S: 3/8" x 100' (9.5mm x 30m) Spydura synthetic  
**Fairlead:** M12: Roller, M12-S: Aluminum hawse  
**Recommended Battery:** 650 CCA minimum for winching  
**Battery leads:** 2 gauge, 72" (1.83m)  
**Finish:** Argent gray powder coat  
**Weight:** M12: 133 lbs. (60 kg), M12-S: 102 lbs. (46 kg)  
**Warranty:** Limited lifetime

#### DIMENSIONS



<b>A</b> 24.08" (612.0mm)	<b>E</b> 10.0" (254.0mm)
<b>B</b> 10.53" (267.5mm)	<b>F</b> 8.08" (204.8mm)
<b>C</b> 9.79" (248.7mm)	<b>G</b> 8.44" (214.4mm)
<b>D</b> 6.03" (153.2mm)	

Mounting bolt pattern: 10.0" x 4.5" (254.0mm x 114.3mm)

FOR 24V PERFORMANCE SPECS GO TO WARN.COM



## WARN CLASSIC/SPECIALTY WINCHES



### THE WINCHES THAT MADE THE WARN NAME A LEGEND

No one knows when the WARN legend was born. Maybe it was in the endless mud of Malaysia, when a WARN M8274 pulled away from the crowd at the Rainforest Challenge. Or somewhere in the Australian Outback, where a WARN PowerPlant® turned Aussie heads. Our storied reputation of getting it done in the trenches, on the trails, and in fierce competitions has been hard won, one fast line pull at a time.





## WARN POWERPLANT Powerful Winch with a High-Performance Air Compressor

The WARN PowerPlant 9.5 and PowerPlant 12 combine a powerful winch with a high-performance air compressor for the ultimate vehicle-mounted multi tool. The PowerPlant has a pulling capacity of either 9,500 lbs. or 12,000 lbs., and both are equipped with a powerful air compressor that can air up four 35" tires in eight minutes and even run air tools.

- Series-wound motor with thermal protection shutoff switch
- Extreme duty winch sealing for superior water resistance
- Stainless steel fasteners for exceptional corrosion protection
- Best-in-class cone brake holds the winch's full-rated load
- Pressure switch limits maximum/minimum air pressure in reservoir
- Intercooler/air reservoir reduces compressed air temperature. Half-gallon air reservoir helps even airflow
- High-output air compressor delivers 5 CFM @ 90 PSI; maximum air pressure is 100 PSI
- Air outlet/hose connection works with quick-connect couplers
- Hand-held control for operation of both winch and compressor. LED provides feedback on motor temperature
- Industry-leading warranty: Limited lifetime (mechanical components); seven year (electrical components)
- Air accessory kit includes durable and flexible 20' (6.1m) air hose; quick-connect couplers; WARN-branded tire pressure gauge and dual air chuck; and sturdy carry bag

**91800 PowerPlant 9.5**  
125' of 5/16" steel rope and roller fairlead

**91801 PowerPlant 12**  
80' of 3/8" steel rope and roller fairlead

### SPECIFICATIONS

**Part numbers:** 91800 (PowerPlant 9.5), 91801 (PowerPlant 12)

**Rated line pull:** PowerPlant 12: 12,000 lbs. (5440 kg), PowerPlant 9.5: 9,500 lbs. (4310 kg) single-line

**Motor:** Series wound; 12V, with thermal protection shutoff switch

**Electrical controls:** Contactor

**Remote Control:** Remote switch with thermometric LED and 12' (3.7m) lead

**Geartrain:** 3-stage planetary

**Gear ratio:** PowerPlant 12: 216:1, PowerPlant 9.5: 156:1

**Clutch (freespooling):** Sliding ring gear

**Brake:** Automatic mechanical cone

**Drum diameter/Length:** 2.5"/9" (6.4cm/23cm)

**Rope:** PowerPlant 12: 3/8" x 80' (9.5mm x 24m) steel, PowerPlant 9.5: 5/16" x 125' (8mm x 38m) steel

**Fairlead:** Roller

**Recommended Battery:** 650 CCA minimum for winching

**Battery leads:** 2 gauge, 72" (1.83m)

**Finish:** Satin-black powder coat

**Weight:** 116 lbs. (53 kg)

**Air Reservoir:** 1/2 gallon with Integrated Air Intercooler

**High Air Flow Rating:** 12 CFM @ 0 psi, 5 CFM @ 90 psi

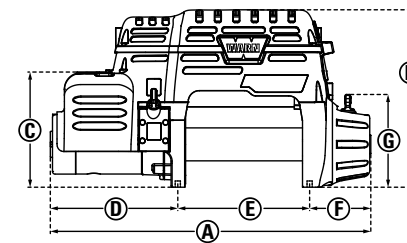
**Max Air Pressure:** 100 psi

**Air Pressure Switch:** Yes

**Air Hose:** 20', with quick-disconnect. Brass air fittings and couplings

**Warranty:** Limited lifetime

### DIMENSIONS



<b>A</b> 24.31" (617mm)	<b>E</b> 10.0" (254mm)
<b>B</b> 13.46" (342mm)	<b>F</b> 4.64" (118mm)
<b>C</b> 8.74" (222mm)	<b>G</b> 7.03" (179mm)
<b>D</b> 9.67" (246mm)	

Mounting bolt pattern: 10.0" x 4.5" (254.0mm x 114.3mm)

### 12V DC PERFORMANCE SPECS

PowerPlant 12, first layer

Line Pull Lbs. (kg)	Line Speed Ft./min. (M/min.)	Motor Current	Pull by layer: layer/Lbs. (kg)
0	27.8 (8.47)	90 amps	1/12000 (5440)
2000 (910)	14.8 (4.51)	174 amps	2/9517 (4317)
4000 (1810)	10.8 (3.29)	270 amps	3/7886 (3577)
6000 (2720)	8.2 (2.50)	333 amps	4/6732 (3054)
8000 (3630)	6.2 (1.89)	389 amps	5/5872 (2663)
9500 (4310)	4.9 (1.49)	456 amps	
12000 (5440)	3.6 (1.10)	566 amps	

### 12V DC PERFORMANCE SPECS

PowerPlant 9.5 first layer


Line Pull Lbs. (kg)	Line Speed Ft./min. (M/min.)	Motor Current	Pull by layer: layer/Lbs. (kg)
0	28.8 (8.78)	94 amps	1/9500 (4313)
2000 (910)	16.4 (4.50)	165 amps	2/7773 (3526)
4000 (1810)	12.3 (3.75)	238 amps	3/6577 (2983)
6000 (2720)	9.5 (2.90)	307 amps	4/5700 (2585)
8000 (3630)	7.5 (2.29)	383 amps	5/5029 (2281)
9500 (4310)	6.2 (1.89)	451 amps	

Note: Auxiliary air tank required to operate some types of air tools

PowerPlant includes air accessories and a durable nylon carrying case



### WARN POWERPLANT: ENGINEERED TO HELP YOU DO TWICE THE WORK





## WARN 9.5xp AND 9.5xp-s Fast, Powerful, and Reliable—For Extreme Conditions

The fast, powerful 9.5xp and 9.5xp-s winches are designed for the serious off-roader who demands a winch that will perform under the most extreme conditions in the world. With 9,500 lbs. of pulling power and the fastest line speed of any WARN winch under load, the 9.5xp delivers extreme performance that eats up the competition—even in competition.

- High-output parallel series wound winch motor is the strongest and most durable in the industry
- Delivers the fastest line speed of any WARN winch under load
- Extreme-duty winch sealing. Enables superior water resistance
- Best-in-class cone brake holds winch's full-rated load
- Remote-mount control box allows for various mounting options
- High gloss, chip-resistant powder coat finish. Provides superior corrosion resistance
- Industry-leading warranty: Limited lifetime (mechanical components); seven year (electrical components)
- Available with either lightweight, easy-to-handle Spydura synthetic rope or durable steel rope

The 9.5xp and 9.5xp-s winches are classic pulling powerhouses designed for high performance, no matter the situation.

**68500 9.5xp**  
100' of 5/16" diameter steel rope and roller fairlead

**87310 9.5xp-s**  
100' of 3/8" Spydura synthetic rope and a polished aluminum hawse fairlead

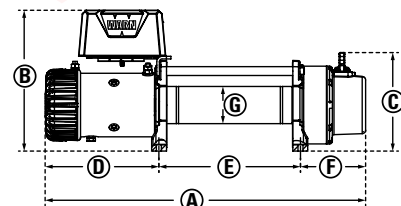
### 12V DC PERFORMANCE SPECS (first layer)

Line Pull Lbs. (kg)	Line Speed Ft./min. (M/min.)	Motor Current	Pull by layer: layer/Lbs. (kg)
0	37.5 (11.43)	71 amps	1/9500 (4313)
2000 (910)	16.6 (5.06)	169 amps	2/7773 (3526)
4000 (1810)	11.8 (3.60)	248 amps	3/6577 (2983)
6000 (2720)	9.3 (2.83)	328 amps	4/5700 (2585)
8000 (3630)	7.4 (2.25)	413 amps	5/5029 (2281)
9500 (4310)	6.2 (1.89)	482 amps	

### SPECIFICATIONS

**Part numbers:** 68500 (9.5xp), 87310 (9.5xp-s)  
**Rated line pull:** 9,500 Lbs., (4310 kg) single-line  
**Motor:** 12V 6 hp (4.48kw), High output parallel series wound  
**Electrical controls:** Contactor  
**Remote Control:** Remote switch, 12' (3.7m) lead  
**Geartrain:** 3-stage planetary  
**Gear ratio:** 156:1  
**Clutch (freespooling):** Sliding ring gear  
**Brake:** Automatic mechanical cone  
**Drum diameter/Length:** 9.5xp: 2.5"/9.0" (6.4cm/23cm), 9.5xp-s: 2.625"/9.0" (6.6cm/23cm)  
**Rope:** 9.5xp: 5/16" x 100' (8mm x 30m) steel, 9.5xp-s: 3/8" x 100' (9.5mm x 30m) Spydura synthetic  
**Fairlead:** 9.5xp: Roller, 9.5xp-s: Aluminum hawse  
**Recommended Battery:** 650 CCA minimum for winching  
**Battery leads:** 2 gauge, 72" (1.83m)  
**Finish:** High-gloss powder coat  
**Weight:** 9.5xp: 97 lbs. (44 kg), 9.5xp-s: 79 lbs. (36 kg)  
**Warranty:** Limited lifetime

### DIMENSIONS



<b>A</b> 22.63" (574.9mm)	<b>E</b> 10.0" (254.0mm)
<b>B</b> 9.94" (252.5mm)	<b>F</b> 4.60" (116.8mm)
<b>C</b> 6.96" (176.7mm)	<b>G</b> 2.62" (66.7mm)
<b>D</b> 8.03" (204.0mm)	

Mounting bolt pattern: 10.0" x 4.5" (254.0mm x 114.3mm)



## WARN 9.5cti AND 9.5cti-s Excellent Performance, Thermometric Winch

The 9.5cti and 9.5cti-s have a massive protective structure combined with sophisticated operator feedback to deliver fast line speeds, and long duty cycles. A fantastic winch for the serious off-roader looking for classic good looks and world-class performance.

- Motor-mounted thermal sensor relays temperature information to winch operator by way of the hand-held remote control with LED indicator
- Extreme-duty winch sealing system keeps the water out
- Best-in-class cone brake holds winch's full-rated load
- High gloss, chip-resistant black powder coat finish over a massive cast-aluminum alloy housing
- Industry-leading warranty: Limited lifetime (mechanical components); seven year (electrical components)
- Available with either lightweight, easy-to-handle Spydura synthetic rope or durable steel rope
- Portable option available in the Multi-Mount winch with wire rope and steel hawse fairlead with Quick Connect wiring and carrier



A proven winner, the 9.5cti and 9.5cti-s offer all the performance you want wrapped in a durable chassis.

**97550 9.5cti**  
125' of 5/16" steel rope and roller fairlead

**97600 9.5cti-s**  
100' of 3/8" Spydura synthetic rope and polished aluminum hawse fairlead

**85760 9.5cti-s Multi-Mount**  
125' of 5/16" steel rope, steel fairlead, Multi-Mount carrier, and Quick-Connect wiring

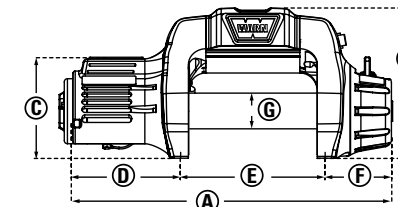
### 12V DC PERFORMANCE SPECS (first layer)

Line Pull Lbs. (kg)	Line Speed Ft./min. (M/min.)	Motor Current	Pull by layer: layer/Lbs. (kg)
0	47.0 (14.32)	42 amps	1/9500 (4313)
2000 (910)	16.5 (5.02)	140 amps	2/7773 (3526)
4000 (1810)	12.0 (3.66)	223 amps	3/6577 (2983)
6000 (2720)	9.2 (2.80)	307 amps	4/5700 (2585)
8000 (3630)	7.1 (2.16)	390 amps	5/5029 (2281)
9500 (4310)	5.9 (1.80)	452 amps	

### SPECIFICATIONS

**Part numbers:** 97550 (9.5cti), 97600 (9.5cti-s)  
**Rated line pull:** 9,500 Lbs., (4310 kg) single-line  
**Motor:** Series wound  
**Electrical controls:** Contactor  
**Remote Control:** Remote switch, LED indicator, 12' (3.7m) lead  
**Geartrain:** 3-stage planetary  
**Gear ratio:** 156:1  
**Clutch (freespooling):** Sliding ring gear  
**Brake:** Automatic mechanical cone  
**Drum diameter/Length:** 9.5cti: 2.5"/9.0" (6.4cm/23cm), 9.5cti-s: 2.625"/9.0" (6.6cm/23cm)  
**Rope:** 9.5cti: 5/16" x 125' (8mm x 38m) steel, 9.5cti-s: 3/8" x 100' (9.5mm x 30m) Spydura synthetic  
**Fairlead:** 9.5xp: Roller, 9.5xp-s: Aluminum hawse  
**Recommended Battery:** 650 CCA minimum for winching  
**Battery leads:** 2 gauge, 72" (1.83m)  
**Finish:** High-gloss powder coat  
**Weight:** 9.5xp: 100 lbs. (45 kg), 9.5xp-s: 78 lbs. (35 kg)  
**Warranty:** Limited lifetime

### DIMENSIONS



<b>A</b> 23.1" (586mm)	<b>E</b> 10.0" (254mm)
<b>B</b> 10.4" (264mm)	<b>F</b> 4.7" (118mm)
<b>C</b> 6.9" (175mm)	<b>G</b> 2.5" (63mm)
<b>D</b> 8.4" (214mm)	

Mounting bolt pattern: 10.0" x 4.5" (254.0mm x 114.3mm)



## WARN 9.0Rc Compact, Lightweight Winch for Rock Sports

Competitive rock sports means tackling tough climbs, intense approach angles and tight turns. That's why rock rigs need a low-profile, lightweight winch like the WARN 9.0Rc that delivers maximum power in a compact, 54 lb. unit. The 9.0Rc is a winch built for rock crawlers looking for efficiency, reliability and legendary WARN performance.

- Short drum configuration and 50' of Spydura synthetic rope
- Ballistic nylon sliding sleeve that provides extra rope protection against abrasion and wear
- Exclusive multi-segment cam actuated brake for positive operator control during winching
- Best-in-class cone brake holds the winch's full-rated load
- Gloss red paint with primer undercoat gives superior corrosion resistance
- Industry-leading warranty: Limited lifetime (mechanical components); seven year (electrical components)

**Specially designed for the rigors of rock sports, the 9.0Rc is the choice of champions.**

**71550 9.0Rc**  
50' of 3/8" synthetic rope combined with a 360-degree swivel hook

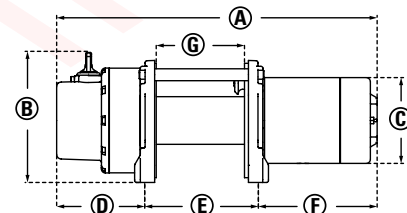
### 12V DC PERFORMANCE SPECS (first layer)

Line Pull Lbs. (kg)	Line Speed Ft./min. (M/min.)	Motor Current	Pull by layer: layer/Lbs. (kg)
0	32 (9.75)	85 amps	1/9000 (4082)
2000	16 (4.88)	187 amps	2/7280 (3302)
4000	11.4 (3.47)	284 amps	3/6670 (3026)
6000	8.9 (2.71)	367 amps	4/6230 (2826)
8000	6.8 (2.07)	458 amps	
9000	5.6 (1.70)	408 amps	

### SPECIFICATIONS

<b>Part numbers:</b> 71550
<b>Rated line pull:</b> 9,000 lbs. (4080 kg) single-line
<b>Motor:</b> Series wound 12V
<b>Electrical controls:</b> Contactor
<b>Remote Control:</b> Remote switch, 12' (3.7m) lead
<b>Geartrain:</b> 3-stage planetary
<b>Gear ratio:</b> 216:1
<b>Clutch (freespooling):</b> Sliding ring gear
<b>Brake:</b> Automatic mechanical cone
<b>Drum diameter/Length:</b> 2.75"/4.75" (7.0cm/12cm)
<b>Rope:</b> 3/8" x 50' (9.5mm x 15m) Spydura synthetic
<b>Fairlead:</b> Aluminum hawse
<b>Recommended Battery:</b> 650 CCA minimum for winching
<b>Battery leads:</b> 2 gauge, 72" (1.83m)
<b>Finish:</b> Gloss red paint over primer undercoating
<b>Weight:</b> 54 lbs. (25 kg)
<b>Warranty:</b> Limited lifetime

### DIMENSIONS



<b>A</b> 16.8" (427mm)	<b>E</b> 6.0" (151mm)
<b>B</b> 7.6" (194mm)	<b>F</b> 6.2" (158mm)
<b>C</b> 4.5" (114mm)	<b>G</b> 4.6" (118mm)
<b>D</b> 4.6" (117mm)	

Mounting bolt pattern: 6.0" x 4.5" (151mm x 114.3mm)

### TECH TIP

#### SYNTHETIC VS. STEEL ROPE

Synthetic rope is lightweight and easy to handle. Steel rope is exceptionally durable and long lasting. WARN offers both synthetic and wire rope on most of its winches.





## WARN XD9 & XD9i Long Time Best-Selling Winches

Long-time best sellers, the compact, low-profile XD9 and upright, durable XD9i offer up 9,000 lb. capacities, fast no-load retrieval speeds of 38 ft/min, and classic looks. Proven for years, these are among the most trusted winches in our lineup.

- XD9 features low-profile, compact design with removable control box
- XD9i has an integrated control box provides excellent protection to electronics
- Best-in-class cone brake holds the winch's full-rated load
- Chip-resistant, powder-coated finish for protection against the elements
- Industry-leading warranty: Limited lifetime (mechanical components); seven year (electrical components)

If you're looking for a tried-and-true, battle-tested winch, the XD9000 and XD9000i are excellent options.

### 28500 XD9

100' of 5/16" steel rope

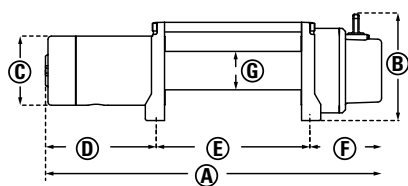
### 27550 XD9i

125' of 5/16" steel rope and roller fairlead

### 37441 XD9i Multi-Mount

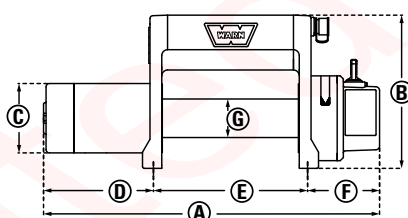
125' of 5/16" steel rope, steel hawse fairlead, Multi-Mount Carrier, and Quick Connect wiring

### DIMENSIONS



A	21.87" (555.5mm)	E	10.0" (254.0mm)
B	7.61" (193.2mm)	F	4.67" (118.6mm)
C	4.50" (114.3mm)	G	2.50" (63.5mm)
D	7.20" (182.9mm)		

Mounting bolt pattern: 10.0" x 4.5" (254.0mm x 114.3mm)



A	21.80" (553.7mm)	E	10.0" (254.0mm)
B	9.94" (252.4mm)	F	4.67" (118.6mm)
C	4.50" (114.3mm)	G	2.50" (63.5mm)
D	7.13" (181.1mm)		

Mounting bolt pattern: 10.0" x 4.5" (254.0mm x 114.3mm)

### SPECIFICATIONS

**Part numbers:** 28500 (XD9), 27550 (XD9i)

**Rated line pull:** 9,000 Lbs., (4080 kg) single-line

**Motor:** Series wound 12V

**Electrical controls:** XD9: Contactor, XD9i: Solenoid

**Remote Control:** Remote switch, 12' (3.7m) lead

**Geartrain:** 3-stage planetary

**Gear ratio:** 156:1

**Clutch (freespooling):** Sliding ring gear

**Brake:** Automatic mechanical cone

**Drum diameter/Length:** 2.5"/9.0" (6.4cm/23cm)

**Rope:** XD9: 5/16" x 100' (8mm x 30m) steel, XD9i: 5/16" x 125' (8mm x 38m) steel

**Fairlead:** Roller

**Recommended Battery:** 650 CCA minimum for winching

**Battery leads:** 2 gauge, 72" (1.83m)

**Finish:** Argent gray powder coat

**Weight:** XD9: 83 lbs. (38 kg), XD9i: 93 lbs. (42 kg)

**Warranty:** Limited lifetime

### 12V DC PERFORMANCE SPECS (first layer)

Line Pull Lbs. (kg)	Line Speed Ft./min. (M/min.)	Motor Current	Pull by layer: layer/Lbs. (kg)
0	38 (11.58)	56 amps	1/9000 (4082)
2000 (910)	15 (6.8)	161 amps	2/7364 (3340)
4000 (1810)	10.3 (3.14)	252 amps	3/6231 (2826)
6000 (2720)	7.5 (2.29)	332 amps	4/5400 (2449)
8000 (3630)	5.1 (1.55)	423 amps	5/4765 (2161)
9000 (4080)	3.9 (1.19)	478 amps	



## WARN M8 AND M8-S Compact, Tough, and Reliable

The M8 and M8-S have been trusted by off-roaders for over 30 years. These 8,000 lb. capacity winches offer outstanding reliability and value. Their low-profile design allows for a variety of mounting options, making them perfect for most trucks, jeeps, and SUVs.

- Low-profile design and separate control box allows for a wide range of mounting options
- Best-in-class cone brake holds the winch's full-rated load
- Durable 3-stage planetary gear train for smooth, reliable, operation
- Chip-resistant, powder-coated finish for protection against the elements
- Industry-leading warranty: Limited lifetime (mechanical components); seven year (electrical components)
- Available with lightweight, easy-to-handle Spydura synthetic rope or steel rope

The compact, capable M8 and M8-S are best sellers with thousands of units sold over the years. See why for yourself.

### 26502 M8

100' of 5/16" steel rope and a roller fairlead

### 87800 M8-S

100' of 3/8" Spydura synthetic rope and polished aluminum hawse fairlead

### 12V DC PERFORMANCE SPECS (first layer)

Line Pull Lbs. (kg)	Line Speed Ft./min. (M/min.)	Motor Current	Pull by layer: layer/Lbs. (kg)
0	30.2 (9.20)	80 amps	1/8000 (3629)
2000 (910)	14.2 (4.33)	200 amps	2/6545 (2969)
4000 (1810)	9.9 (3.02)	285 amps	3/5538 (2512)
6000 (2720)	7.3 (2.22)	350 amps	4/4800 (2177)
8000 (3630)	4.8 (1.46)	435 amps	5/4235 (1921)

### SPECIFICATIONS

**Part numbers:** 26502 (M8), 265032 (M8, 24V), 87800 (M8-S)

**Rated line pull:** 8,000 Lbs., (3630 kg) single-line

**Motor:** Series wound: 12V 4.8 hp, 24V 2.1 hp

**Electrical controls:** Contactor

**Remote Control:** Remote switch, 12' (3.7m) lead

**Geartrain:** 3-stage planetary

**Gear ratio:** 216:1

**Clutch (freespooling):** Sliding ring gear

**Brake:** Automatic mechanical cone

**Drum diameter/Length:** M8: 2.5"/9.0" (6.4cm/23cm), M8-S: 2.625"/9.0" (6.6cm/23cm)

**Rope:** XD9: 5/16" x 100' (8mm x 30m) steel, XD9i: 3/8" x 100' (9.5mm x 30m) Spydura synthetic

**Fairlead:** M8: Roller, M-8-S: Aluminum hawse

**Recommended Battery:** 650 CCA minimum for winching

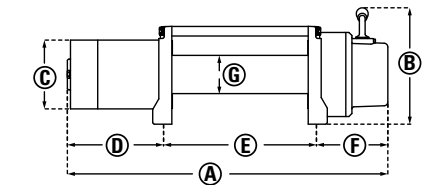
**Battery leads:** 2 gauge, 72" (1.83m)

**Finish:** Argent gray powder coat

**Weight:** M8: 83 lbs. (38 kg), XD9i: 65 lbs. (29 kg)

**Warranty:** Limited lifetime

### DIMENSIONS



A	21.043" (534.4mm)	E	10.0" (254.0mm)
B	7.61" (193mm)	F	4.67" (118.6mm)
C	4.50" (114.3mm)	G	2.50" (63.5mm)
D	6.373" (161.8mm)		

Mounting bolt pattern: 10.0" x 4.5" (254.0mm x 114.3mm)



## WARN M8274-50 Fastest Line Speed, Longest Wire Rope, Legendary Performance

Loved by off-roaders who compete, it's our fastest winch. No-load retrieval speed for the M8274-50 is 79.3 feet per minute, and that's not all. At 150 ft. of 5/16" cable, it also has a very long line capacity. Its unique spur gear drivetrain and upright design are totally rugged.

- Automatic disc brake delivers smooth operation and superior heat dissipation
- Upright, foot-forward mounting configuration
- Industry-leading warranty:  
Limited lifetime (mechanical components);  
seven year (electrical components)

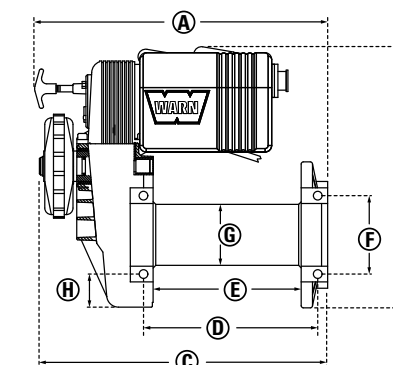
This is the icon, the one that launched Warn Industries to the head of the class—and we've never looked back.

**38631 M8274-50**  
150' of 5/16" steel rope and a roller fairlead.

### SPECIFICATIONS

<b>Part numbers:</b> 38631
<b>Rated line pull:</b> 8,000 Lbs., (3630 kg) single-line
<b>Motor:</b> Series wound 12V 4.6 hp/3.43kw
<b>Electrical controls:</b> Solenoid
<b>Remote Control:</b> Remote switch, 12' (3.7m) lead
<b>Geartrain:</b> Spur gear
<b>Gear ratio:</b> 134:1
<b>Clutch (freespooling):</b> Sliding motor pinion gear
<b>Brake:</b> Automatic disc type
<b>Drum diameter/Length:</b> 3.5"/8.5" (9cm/22cm)
<b>Rope:</b> 5/16" x 150' (8mm x 46m) steel,
<b>Fairlead:</b> Roller
<b>Recommended Battery:</b> 650 CCA minimum for winching
<b>Battery leads:</b> 2 gauge, 72" (1.83m)
<b>Finish:</b> Powder coat with clear coat
<b>Weight:</b> 121 lbs. (55 kg)
<b>Warranty:</b> Limited lifetime

### DIMENSIONS



<b>A</b> 16.82" (427.2mm)	<b>E</b> 8.5" (215.9mm)
<b>B</b> 15" (381.0mm)	<b>F</b> 4.5" (114.3mm)
<b>C</b> 16.547" (420.2mm)	<b>G</b> 3.5" (88.9mm)
<b>D</b> 10.0" (254.0mm)	<b>H</b> 1.9" (48.2mm)

Mounting bolt pattern: 10.0" x 4.5" (254.0mm x 114.3mm)

### 12V DC PERFORMANCE SPECS (first layer)

Line Pull Lbs. (kg)	Line Speed Ft./min. (M/min.)	Motor Current	Pull by layer: layer/Lbs. (kg)
0	79.3 (22.17)	49 amps	1/8000 (3629)
2000 (910)	23.7 (7.22)	182 amps	2/7460 (3384)
4000 (1810)	16.4 (5.0)	286 amps	3/6980 (3166)
6000 (2720)	12.0 (3.66)	385 amps	4/6620 (3003)
8000 (3630)	8.7 (2.65)	480 amps	5/6290 (2853)



**LAST LAYER, MOST POWER**  
A winch's capacity is rated at the last layer of rope on the drum. The more rope you wind onto the drum, the less pulling capacity you have. Whenever possible, get as much line out as possible, sometimes using a snatch block can help. However, always leave at least five wraps of wire rope or a full layer of synthetic rope on the drum.

**TECH TIP**

## WINCH ACCESSORIES: A FULL LINE OF RECOVERY GEAR, AND AN EPIC PLACE TO PUT IT

Trust WARN Accessories to put the "can do" in self-rescue. Portable. Versatile. Dependable. WARN offers a full line-up of utilitarian gear—from the top end Epic Accessories and Backpack, to a host of other accessories for any application. Whatever your need, combining your WARN winch with the correct accessory kit makes it an even more versatile and useful tool.

## EPIC RECOVERY KIT

### Premium Winch Rigging Accessories, In a Versatile Backpack Carrying Case

When you hit the trails, you go prepared and carry the right gear for getting the most out of your WARN winch. That's why we offer the WARN Epic Accessory Kit. This kit includes premium WARN Epic accessories which feature a WARN exclusive E-coat and powder coat finish that delivers the ultimate in abrasion and corrosion resistance. The components fit neatly inside the modular backpack, which also acts as a winch line damper, and is easy to transport.

### Medium Duty Epic Recovery Kit: For winch capacities of up to 12,000 lbs. (5443 kg)

- Two forged 3/4" (20mm) Epic Shackles with E-coat/powder coat finish – for 18,000 lbs. (8165 kg) winches and under
- Epic Tree Trunk Protector, including forged end loops with E-coat/powder coat finish – 2" x 8' rated to 14,400 lbs. (5cm x 2.4m rated to 6532 kg)
- Epic Snatch Block with E-coat/powder coat finish – for winch capacities of up to 12,000 lbs. (5443 kg)
- Premium Recovery Strap 2" x 30'; rated to 14,400 lbs. (5cm x 9.1m; rated to 6532 kg)
- Winching Gloves with Kevlar® reinforcement and synthetic leather

PN 97565

Backpack carrying case is made from ballistic material for maximum durability

Modular interior is designed to securely hold the kit's components.



### Heavy Duty Epic Recovery Kit: For Winch Capacities of Up To 18,000 lbs. (8165 kg)

- Two forged 3/4" (19mm) Epic Shackles with E-coat/powder coat finish – for 18,000 lbs. (8165 kg) winches and under
- Epic Tree Trunk Protector, including forged end loops with E-coat/powder coat finish – 4" x 8'; rated to 30,000 lbs. (10cm x 2.4m rated to 13608 kg)
- Epic Snatch Block with E-coat/powder coat finish – for winch capacities of up to 18,000 lbs (8165 kg)
- Premium Recovery Strap – 3" x 30'; rated to 21,600 lbs. (7.6cm x 9.1m; rated to 9798 kg)
- Winching Gloves with Kevlar reinforcement and synthetic leather

PN 97570

EPIC BACKPACK (Backpack only) PN 95510

## MEDIUM-DUTY WINCHING ACCESSORY KIT

### Designed For Winch Capacities To 10,000 lbs. (4536 kg)

#### KIT INCLUDES:

- 20,000 lbs. (9072 kg) maximum capacity snatch block with grease port
- 2" x 8' (5cm x 2.4m) tree trunk protector, rated to 14,400 lbs. (6532 kg)
- 2" x 30' (5cm x 9.1m) standard recovery strap, rated to 14,400 lbs. (6532 kg)
- 3/4" (20mm) D-shackles (2x)
- Heavyweight denier carry bag
- WARN winching gloves

PN 88900



### Medium-Duty Winching Accessory Kit, Camo

Designed for winch capacities to 10,000 lbs. (4536 kg)

#### KIT INCLUDES:

- 20,000 lbs. (9072 kg) maximum capacity snatch block, with grease port
- 4" x 8' (10cm x 2.4m) tree trunk protector. Rated to 30,000 lbs. (13608 kg) breaking strength
- 3" x 30' (8cm x 9m) standard recovery strap. Rated to 21,600 lbs. (9797 kg)
- 3/4" (20mm) clevis/D-shackles (2x)
- Camo nylon soft case
- WARN gloves

PN 62858



### Heavy-Duty Winching Accessory Kit

Designed for winch capacities to 12,000 lbs. (5443 kg)

#### KIT INCLUDES:

- Heavy-duty snatch block. 24,000 lbs. (10886 kg) maximum capacity
- Tree trunk protector, 4" x 8' (10cm x 2.4m) Rated to 30,000 lbs. (13608 kg) breaking strength
- 3/4" (20mm) clevis/D-shackle
- Standard recovery strap, 3" x 30' (8cm x 9m). Rated to 21,600 lbs. (9797 kg)
- Camouflage nylon soft case
- 10' of 5/16" (3m of 8mm) grade 7 choker chain
- WARN gloves

PN 29460

Heavy-Duty Winching Accessory Kit  
PN 29491 Nylon soft case (bag only)



## WARN TREE TRUNK PROTECTOR

Use these rigging straps along with a clevis/D-shackle to secure the winch rope to a wide variety of anchor points and objects. These straps are designed to help protect a live tree from the kind of damage a choker chain or wire rope might cause. Constructed of tough, high quality nylon webbing. Red warning marker encased in the strap is designed to indicate damaged webbing.



### Standard Tree Trunk Protector

**PN 88995** 4" x 8' (10cm x 2.4m) Tree trunk protector. End loops are reinforced with abrasion-resistant wear pads. Rated to 30,000 lbs. (13,608 kg)

**PN 88897** 2" x 8' (5cm x 2.4m) Tree trunk protector. End loops are reinforced with abrasion-resistant wear pads. Rated to 14,400 lbs. (6532 kg)

**PN 88896** 1" x 8' (2.5cm x 2.4m) Tree trunk protector. End loops are reinforced with abrasion-resistant wear pads. Rated to 6,400 lbs. (2903 kg)

### Epic Tree Trunk Protector

Features end loops that are reinforced with durable forged steel ring connectors and E-coated for durability

**PN 92096** 4" x 8' (10cm x 2.4m) Rated to 30,000 lbs. (13,608 kg)

**PN 92095** 2" x 8' (5cm x 2.4m) Rated to 14,400 lbs. (6532 kg)

**PN 92094** 1" x 8' (2.5cm x 2.4m) Rated to 7,200 lbs. (3266 kg)



## WARN RECOVERY STRAPS

Use a recovery strap to "snatch" or pull out a stuck vehicle. Nylon webbing absorbs the shock of heavy pulls, while the elastic rebound energy aids in quick recovery. Constructed of tough, high quality nylon webbing. Red warning marker encased in the strap indicates damaged webbing. End loops are reinforced with abrasion-resistant wear pads. Note: you should never use a recovery strap in a winching operation. For winching operations use a tree trunk protector strap or choker chain.



Red warning marker is encased in the strap to indicate damaged webbing

### Premium Recovery Strap

**PN 88924** 3" x 30' (8cm x 9m) Rated to 21,600 lbs. (9797 kg) Features a 18" (45.7cm) nylon sliding sleeve to help prevent excessive wear caused by exposure to sharp objects.

**PN 88922** 2" x 30' (5cm x 9m) Rated to 14,400 lbs. (6532 kg). Features a 18" (45.7cm) nylon sliding sleeve to help prevent excessive wear caused by exposure to sharp objects.

### Standard Recovery Strap

**PN 88913** 3" x 30' (8cm x 9m) standard recovery strap. Rated to 21,600 lbs. (9797 kg)

**PN 88911** 2" x 30' (5cm x 9m) standard recovery strap. Rated to 14,400 lbs. (6532 kg). Not pictured.

## WARN SNATCH BLOCKS

Used properly, the multi-purpose snatch block can double the pulling power of any winch, or change your pulling direction without damaging the wire rope. They also help to reduce heat build up and amp draw.

PN 92188



PN 93195



PN 15640



PN 88899



### Epic Snatch Block

**PN 93195** WARN Epic Snatch Block with E-coat finish that provides maximum protection and reliability against wear and abrasion. Includes grease port. For winch capacities to 18,000 lbs. (8165 kg)

**PN 92188** WARN Epic Snatch Block with E-coat finish that provides maximum protection and reliability against wear and abrasion. Includes grease port. For winch capacities to 12,000 lbs. (5443 kg)

### Heavy Duty Snatch Block

**PN 63490** Heavy Duty Snatch Block, with grease port. For winch capacities to 16,500 lbs. (7484 kg) with 7/16" (11mm) wire rope

**PN 15640** Heavy Duty Snatch Block, with grease port. For winch capacities to 12,000 lbs. (5443 kg) with 3/8" (9.5mm) wire rope

### Standard Snatch Block

**PN 88899** Snatch Block with grease port. For winch capacities to 18,000 lbs. (8165 kg) with 5/16" (8mm) wire rope



PN 92093



PN 88999



means for connecting the looped ends of cables, straps and snatch blocks. The shackle's pin is threaded to allow easy removal.

**PN 92093** WARN Epic Shackle with E-coat finish that provides maximum protection and reliability against wear and abrasion. For 18,000 lbs. (8165 kg) capacity winches and under. 3/4" (20mm) shackle with 7/8" (22mm) pin diameter

**PN 88999** For 18,000 lbs. (8165 kg) capacity winches and under. 3/4" (20mm) shackle with 7/8" (22mm) pin diameter

## RECEIVER SHACKLE BRACKET

Combines a heavy-duty receiver bracket with a 3/4" (20mm) shackle. Utilizes a standard Class III receiver hitch as a recovery point for off-road use. Fits all standard Class III hitches (hitch pin not included).

**PN 29312** Receiver shackle bracket

**PN 63063** Hitch pin kit 5/8" (15.9mm) diameter hitch pin and clip. Fits 2" (5cm) class III receiver.

## HAWSE FAIRLEADS

WARN offers two types of hawse fairleads: iron and polished aluminum. The black unit use with steel or synthetic, on winches with 6,000 lb. (2722 kg) pull capacity or greater. 1 aluminum fairleads are designed to be used synthetic rope only, and minimize the possi fraying.



PN 97900 Cast-iron hawse fairlead (replacement for VR)



PN 73850 Standard cast-iron hawse fairlead

PN 87914 Polished aluminum hawse fairlead (standard drum)

PN 73852 Polished aluminum hawse fairlead (replacement for 9.0Rc)



### Roller Fairlead

Reduces wire rope wear, especially on pulls at severe angles. Zinc plated finish.

PN 5742 For winches over 6,000 lbs. (2722 kg) capacity (except M15 and 16.5ti).

PN 69394 For M15 and 16.5ti winches.



### Fairlead Cover

Roller fairlead covers are made of high-strength ABS co-laminate and attach easily to a roller fairlead.

PN 60390 Fits the Trans4mer and Jeep mounting kits.

PN 25580 Fits the WARN Hidden Kit (Sierra & Super Duty)



### Tow Hooks

Secured properly to your vehicle's frame, tow hooks provide an attachment point for wire hooks, straps and chains, increasing your recovery options. Mounting hardware is included. Rated to 8,000 lbs. (3,629 kgs) capacity. Sold individually.

PN 13230 Black

PN 13200 Chrome



## EPIC WINCH HOOK

Made from ultra-strong forged steel, the WARN® Epic Winch Hook with E-coat finish provides maximum protection and reliability against wear and abrasion. Uniquely designed with built-in beverage opener.

PN 92091 For 18,000 lb. (8165 kg) capacity winches and under

PN 92090 For 12,000 lb. (5443 kg) capacity winches and under

PN 92089 For 5,000 lb. (2268 kg) capacity winches and under



### TECH TIP

**CARE FOR YOUR SYNTHETIC ROPE**  
Remember to regularly wash your synthetic rope, since dirt and debris can deteriorate the line from the inside out and compromise its integrity. Spool the line out and wash it down with water. You can also fill a pail with water, put the line in, and run it through. Pushing the rope strands together will help free dirt and debris from the fibers. This is also a good time to inspect the rope for damage.

## WIRELESS WINCH CONTROL SYSTEM

The WARN Wireless Control System lets you remotely control your WARN winch from up to 50' (15.2m) away. The new system is plug-and-play: It simply plugs in where you'd normally attach your corded remote—no wiring, no hassle. Weatherproof transmitter has two large buttons making it easy to operate, even while wearing gloves.

- Two-color LED provides clear operator feedback
- Control your winch from up to 50' (15.2m) away
- Easy plug-and-play installation
- Sealed for protection against the elements
- Activation sequence guards against accidental power-ups
- Kit includes wireless transmitter, receiver, holster, lanyard and mounting hardware



**PN 90287** For truck and utility Winches. Works with all five-wire truck winches (does not work with ZEON Platinum)



Receiver plugs in where you'd normally attach your corded remote



### Winch Remote Control

Remote control stands up to rough treatment off-road. Rubberized, ergonomic pistol-grip handle. Ultra-weather/mud resistant thanks to improved sealing. Simple, intuitive operation. 12' (3.7m) lead. Compatible with previous generation of WARN truck winches.

**PN 83665** Standard Remote (works with all current WARN Truck/SUV winches, except ZEON Platinum, PowerPlant, 9.5ti, and 16.5ti)

**PN 83653** Remote for PowerPlant

**PN 83658** Remote for 9.5cti, and 16.5ti

### Advanced Wireless Control Window Mount

Mount the wireless remote to your windshield, or other smooth, flat, non-porous surface.

**PN 94437**

### Advanced Wireless Winch Control

Replacement control for ZEON Platinum winches (not compatible with other winches).

**PN 93043**



### Winch Rope Cover

Customize your ZEON or ZEON Platinum winch's look and protect the winch rope with this durable cover.

**PN 87555** Slotted design **PN 89775** Solid design



### Control Pack Relocation Kit

Hardware and wiring required to mount the ZEON or ZEON Platinum control pack remotely from winch.

**PN 89970** ZEON, Short kit (31")

**PN 89960** ZEON, Long kit (78")

**PN 89970** ZEON Platinum, Short kit (31")

**PN 92193** ZEON Platinum, Long kit (78")

**Additional Wiring For ZEON Platinum (optional)**

Light harness kit (Short) **PN 93373**

Light harness kit (Long) **PN 93375**



**PN 92193**



**PN 26769**

### Quick Connect Booster Cables

This kit provides convenient power connections that utilize the WARN heavy-duty Quick Connect system. Features 4 gauge copper cable construction. Includes:

- 4' (1.2m) battery connector cable with Quick Connect plug for easy access to battery power without opening the hood
- 16' (4.9m) booster assembly with connector clamps allow stranded vehicles' battery to be reached from almost any position
- Quick Connect plug dust cover keeps connector clean and ready to use
- Installation hardware for easy installation to either top or side post batteries

**PN 26769** Complete kit as described above

**PN 26771** 16' (4.9m) booster assembly with connector clamps only

Quick Connector and 28" / 71cm power lead. Connects to winch. **PN 36080**

Dust Cover (for Quick Connect plug) **PN 69847**



Quick Connect plugs only, no power lead. **PN 22680**

Quick Connector and 75' / 2.2m power lead, for front mounting of portable winch **PN 26405**

### Quick Connect Power Accessories

Quick Connect power accessories provide a safe and simple power source for portable winches and booster cables. Plugs allow convenient connection and disconnection to the battery power source. Power connections can be added to the front, rear or both ends of the vehicle.

**HEAVY-DUTY, FOR WINCHES OVER 3,000 LBS. CAPACITY.**

**PN 22680** Quick Connect plugs for 2-4 ga. cable, one pair

**PN 36080** 28" (71cm) Quick Connect power cable, for attachment to winch control pack

**PN 26405** 90" (228.1cm) Quick Connect power cable, for front of vehicle

**PN 32963** 20' (6.1m) Quick Connect power cable, for rear of vehicle. Includes power interrupt kit

**PN 32966** 24' (7.3m) Quick Connect power cable, for rear of vehicle. Includes power interrupt kit

**PN 69847** Quick Connect plug dust covers

### Power Interrupt Kit

Allows you to connect aftermarket accessories to a battery lead and then disconnect power from a dash mounted switch. Recommended for extra protection.

**PN 62132**



#### CRANK IT UP

WARN recommends your truck/SUV's battery have a minimum of 650 CCA (cold cranking amps) so you have enough power to use the winch and keep your vehicle's charging system at a high level.

#### TECH TIP

## WARN SPYDURA SYNTHETIC ROPE

### Engineered, Tested, And Approved By Warn

Spydura® synthetic winch rope is constructed of a unique ultra high molecular weight polyethylene material and offers high abrasion resistance and tremendous tensile strength. Coated with high temperature urethane, equipped with a temperature resistant sleeve on the first layer and a ballistic nylon sliding sleeve, Spydura synthetic winch rope provides extreme protection against wear and abrasion. The unique self-tightening rope attachment designed to hold the rope secure on the winch drum makes this exclusive offering from WARN ideal for pushing the limits on the trail.

For WARN winches with 10,000 lbs. (4535 kg) pull rating or less

PN 87915 100' (30.5m) of 3/8" (9.5mm) diameter synthetic rope  
PN 88468 80' (24.4m) of 3/8" (9.5mm) diameter synthetic rope

**Red Heat-Resistant Sleeve**  
Protects the first layer of rope from high winch drum temperature and is a visual end-of-rope warning during winching operations

**Patented Self-tightening Anchoring System**  
10X stronger than the competition

**Ballistic Nylon Sliding Sleeve**  
Covers the rope against sharp objects to prevent abrasion during winching

**Forged Winching Hook**  
Robust, replaceable, and easy-to-use

**Protective Urethane Coating**  
Shields the rope against UV, debris, and inhibits the rope from fraying or abrading

**Reinforced Thimble**  
Beefy, tough, and proven beyond its rated limit



## SPYDURA PRO SYNTHETIC High-Capacity Synthetic Rope, For Winches Up To 16,500 lbs. (7484 kg) Capacity

Lightweight, durable, and easy-to-handle Spydura Pro rope is 38% stronger than standard Spydura, and up to twice the breaking strength of the competition. Made with a heat treated fiber that delivers maximum tensile strength, Spydura Pro is made for synthetic-compatible WARN winches up to 16,500 lbs. (7484 kg) capacity.

PN 93120 3/8" (9.5mm) X 80' (24.4m) Spydura Pro    PN 96040 3/8" (9.5mm) X 100' (30.5m) Spydura Pro  
PN 91820 7/16" (11.1mm) x 100' (30.5m) Spydura Pro



### Spydura Synthetic Rope Extension

- Rope with loop on both ends, allows you to extend the reach of your winch
- Reinforced soft eyes provide ease of use and reduce weight of extension
- Constructed of a unique ultra-high molecular weight polyethylene material
- Ballistic nylon sliding sleeve provides extra protection against wear and abrasion
- For winches with 10,000 lb. (4536 kg) pull rating or less

PN 93118 25' of 3/8" diameter (7.62m of 9.5mm)  
PN 93119 50' of 3/8" diameter (15.24m of 9.5mm)



### Spydura Pro Synthetic Rope Extension

- Spydura Pro Rope with loop on both ends, allows you to extend the reach of your winch
- Reinforced soft eyes provide ease of use and reduce weight of extension
- Ballistic nylon sliding sleeve provides extra protection against wear and abrasion
- Heat-treated construction

For Winches with 12,000 lb. (5443 kg) pull rating or less:

PN 93121 25' of 3/8" diameter (7.6m of 9.5mm)  
PN 93122 50' of 3/8" diameter (15.2m of 9.5mm)

For Winches with 18,000 lb. (8165 kg) pull rating or less:

PN 93325 25' of 7/16" diameter (7.6m of 11mm)  
PN 93326 50' of 7/16" diameter (15.2m of 11mm)





## WARN WINCH DAMPER

The WARN Winch Damper helps to prevent rope recoil in the event of a rope failure. While rope failure does not happen often, this damper will help the rope fall to the ground if such an event were to occur. Made from durable vinyl, the WARN Winch Damper also features a pocket for rigging accessories, a rubber-coated center section to prevent it from sliding down the line, and a reflective strip for increased visibility. The product also complies with 4WD competition damper regulations.

- Rubber-coated center section guards against sliding
- Durable vinyl construction
- Pocket for accessory storage
- Reflective strip for increased visibility
- Complies with 4WD competition damper requirements

PN 91575



## Replacement Wire Rope

Damaged wire rope must be replaced to safely operate any winch. Constructed of aircraft wire rope and galvanized to help resist corrosion. Includes swaged loop on one end, and wire rope terminal on the other.



## Wire Rope Extension

Galvanized aircraft wire rope with loop on both ends allows you to extend the reach of your winch.

- PN 25430 5/16" x 50' (7.9mm x 15.2m)
- PN 25431 3/8" x 75' (9.5mm x 22.9m)



## Hook Strap

The WARN hook strap is essential for proper handling of the hook. Use it to hold the hook and keep fingers away from the fairlead as the rope is being spooled in.

PN 69645



## REPLACEMENT ROPES:

WINCH MODEL	WINCH PN	LENGTH	DIAMETER	WIRE	ROPE PART NUMBERS		
					STANDARD DUTY	SPYDURA	SPYDURA PRO
9.5xp	68500	100' (30.4m)	5/16" (7.9mm)	38314			
9.5xp-s	87310	100' (30.4m)	3/8" (9.5mm)			87915	
9.5cti	97550	125' (38.1m)	5/16" (7.9mm)	38312			
9.5cti Multi-Mount	85760	125' (38.1m)	5/16" (7.9mm)	38312			
9.5cti-s	97600	100' (30.4m)	3/8" (9.5mm)			87915	
9.0Rc	71550	50' (15.2m)	3/8" (9.5mm)			71717	
16.5.ti	68801	90' (27.4m)	7/16" (11.1mm)	61950			
16.5.ti-s	97740	80' (24.4m)	3/8" (9.5mm)				93120
Endurance 12.0	73010	80' (24m)	3/8" (9.5mm)	74313			
M8274-50	38631 - 12V 375832 - 24V	150' (45.7m)	5/16" (7.9mm)	38311			
M8	26502	100' (30.4m)	5/16" (7.9mm)	38314			
M8-s	87800	100' (30.4m)	3/8" (9.5mm)			87915	
M12	17801 - 12V 265072 - 24V	125' (38m)	3/8" (9.5mm)	38423			
M12-S	97720	100' (30.4m)	3/8" (9.5mm)			87915	
M15	47801 - 12V 478022 - 24V	90' (27m)	7/16" (11mm)	61950			
M15-S	97730	80' (24.4m)	3/8" (9.5mm)				93120
PowerPlant 9.5	91800	125' (38.1m)	5/16" (7.9mm)	38312			
PowerPlant 12	91801	80' (24.3m)	3/8" (9.5mm)	74313			
VR8	96800	94' (28.6m)	5/16" (7.9mm)	86514			
VR8-S	96805	90' (27.4m)	3/8" (9.5mm)		97782		
VR10	96810	80' (24.4m)	3/8" (9.5mm)	89213			
VR10-S	96815	90' (27.4m)	3/8" (9.5mm)		97782		
VR12	96820	80' (24.4m)	3/8" (9.5mm)	89213			
VR12-S	97035	90' (27.4m)	3/8" (9.5mm)		97782		
XD9000	28500	100' (30.4m)	5/16" (7.9mm)	38314			
XD9000i	27550	125' (38.1m)	5/16" (7.9mm)	38312			
XD9000i Portable	37441	125' (38.1m)	5/16" (7.9mm)	38312			
ZEON 8	88980	100' (30.4m)	5/16" (7.9mm)	89212			
ZEON 8 Multi-Mount	90260	100' (30.4m)	5/16" (7.9mm)	89212			
ZEON 8-S	89305	100' (30.4m)	3/8" (9.5mm)			87915	
ZEON 8-S Multi-Mount	90330	100' (30.4m)	3/8" (9.5mm)			87915	
ZEON 10	88990 - 12V 90665 - 24V	80' (24.4m)	3/8" (9.5mm)	89213			
ZEON 10 Multi-Mount	90340	80' (24.4m)	3/8" (9.5mm)	89213			
ZEON 10-S	89611	100' (30.4m)	3/8" (9.5mm)			87915	
ZEON 10-S Multi-Mount	90360	100' (30.4m)	3/8" (9.5mm)			87915	
ZEON 12	89120 - 12V 90666 - 24V	80' (24.4m)	3/8" (9.5mm)	89213			
ZEON 12-S	95950	80' (24.4m)	3/8" (9.5mm)				93120
ZEON Platinum 10	92810	80' (24.4m)	3/8" (9.5mm)	89213			
ZEON Platinum 10-S	92815	100' (30.4m)	3/8" (9.5mm)			87915	
ZEON Platinum 12	92820	80' (24.4m)	3/8" (9.5mm)	89213			
ZEON Platinum 12-S	95960	80' (24.4m)	3/8" (9.5mm)				93120

## Winching Gloves

WARN winch gloves provide superior fit and protection. These gloves are designed to help protect your hands from the sharp barbs and abrasion that may occur when handling winch rope. Mandatory equipment when working with winch rope.

- Durable synthetic leather with Kevlar reinforcement resists abrasion
- Extra reinforcements provide superior knuckle and fingertip protection
- Shock absorbing palm
- Terry cloth sweat wipe, neoprene wrist and pull strap, ID tag

PN 91650 L  
PN 88895 XL  
PN 91600 XXL



## NEOPRENE WINCH COVERS

Keep your WARN winch looking new with these Neoprene winch covers. Made from durable, form-fitting Neoprene, these covers provide protection from flying stones, road debris, and the elements.

- Elastic cover stretches over winch and resists flapping—no cords or straps
- UV protectant spray included to prolong the life of the winch cover

**PN 81762** Fits all PowerPlant winches

**PN 81761** Fits 9.5cti and XD9i winches

**PN 91414** Fits M8, XD9, and 9.5xp

**PN 91415** Fits all ZEON and ZEON Platinum winches



## HARD COVER

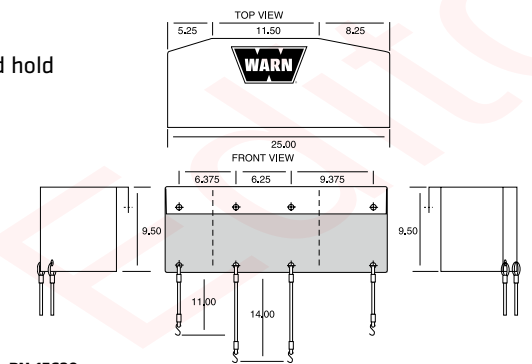
### For XD9i Winch

Made from high impact co-laminate. For XD9i winch with a roller fairlead, mounted on the Trans4mer system only

**PN 34035**

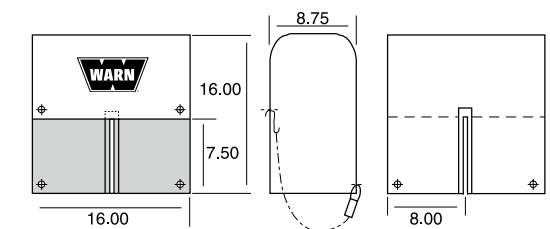
## SOFT WINCH COVERS

WARN soft winch covers are made of durable nylon-backed vinyl, and hold securely with elastic bungee cord fasteners.



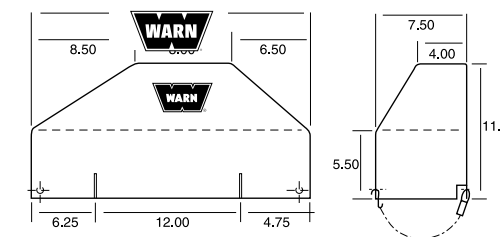
**PN 15639**

Fits the 16.5ti, M15 and M12 winches mounted on the Trans4mer, and Flatbed Mount



**PN 8557**

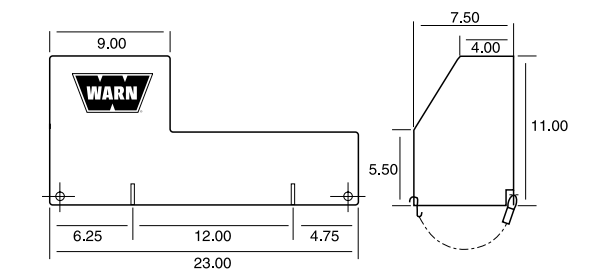
Fits the M8274-50 winch



**PN 13917**

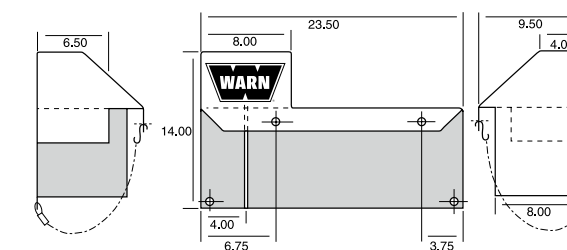
Fits 9.5cti, 9.5ti, XD9i, and winches mounted on the Trans4mer, Multi-Mount and Flatbed Mount

Fits 9.5xp, XD9, M8, (with control pack mounted behind winch motor), mounted on the Trans4mer, Multi-Mount and Flatbed Mount



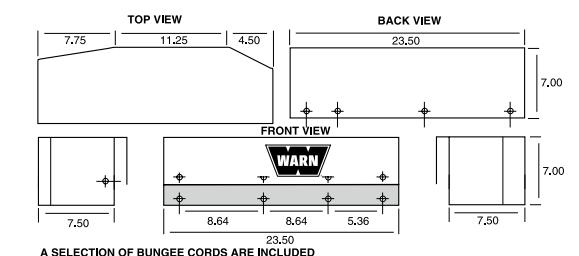
**PN 13916**

For the 9.5xp, XD9, and M8 winches, mounted the Trans4mer



**PN 13918**

Fits 9.5xp, XD9, and M8 winches mounted on the Classic Bumper (when winch control pack is mounted behind the motor)



**PN 18250**

Fits 9.5ti and XD9i mounted on the Classic Bumper

**AIR DOWN TIRES FOR OPTIMAL  
OFF-ROAD TRACTION**

*Bringing down the air pressure in your tires can greatly affect your traction off road. By lowering the pressure, you spread out the tire's footprint on the trail's surface, giving you increased grip. Don't go too low (unless you have bead locks), or the tire could slip off the bead.*

**TECH TIP**

**BUMPERS, MOUNTING SYSTEMS, AND BODY ARMOR:  
PUSH THE ENVELOPE AND DRIVE WITH CONFIDENCE**

Warn Industries means more than just winches. We manufacture a full line of mounting systems and bumpers engineered specifically to withstand the stresses encountered in winching operations and off-road driving. Built to fit your truck and your lifestyle, these bumpers have the look you want and the rugged off-road functionality you need.



2017 Ford Super Duty 250, 350, 4x4 PN 97935



2011-16 Ford Super Duty 250 350 PN 95568



2016-17 Toyota Tacoma PN 97684



2017 Ford Super Duty F250, 350 PN 97935



2015-17 Ford F150 PN 95460



2014-17 Chevy Silverado 2500/3500 PN 95870



2013-17 Ram 2500/3500 PN 95895



2014-17 Chevy/GMC 1500 PN 95800



2013-17 Ram 1500 PN 95600

## WARN ASCENT FRONT BUMPERS

### Combines Low-Profile Styling With High Performance Off-Road Features

When a WARN Ascent™ Bumper rides on your truck, you open up a world of possibilities. You get the look you want, the rugged functionality you need. Precision angles and a unique low-profile design maximize approach angles and optimize off-road performance. Plus, the WARN Ascent Bumpers come ready to fit the legendary WARN mid-frame winches—like the ZEON Platinum and a host of others. When it comes to integrated style and functionality, there's nothing else like it, not even close.

#### KEY FEATURES:

- Angled design sits high to maintain maximum ground clearance and approach angles
- Winch ready—accepts most WARN mid-frame (foot-down) winches up to 12,000 lbs. (5443 kg): ZEON and ZEON Platinum, 9.5cti, 9.5 xp, XD9000i, XD9000, M8000, and VR winches
- Bumper features integrated dual light ports to mount auxiliary flood or spot sights (lights not included)
- Welded recovery points, ready for D-shackles (sold separately)
- Bumper accommodates oversize tires
- Durable black textured powder coat over 11-gauge steel withstands rigorous salt spray testing, delivering up to 2X corrosion protection
- Easy to install—Pre-drilled bolt holes and cutouts make it easy to mount a WARN winch, even after bumper install
- Designed to fit late model Chevy/GMC, Ford, Ram, and Toyota Tacoma trucks





2017 Ford Super Duty  
F250/350  
PN 98050



2014-17 Ram 2500/3500 PN 96445  
2010-13 Ram 2500/3500 PN 96440



2010-17 Ram 1500 PN 96440



2015-17 Ford F150 PN 96255



2011-2016 Ford Super Duty  
F250/350 PN 96290

## WARN ASCENT REAR BUMPERS

### Wrap Your Truck In Rugged Protection

The WARN Ascent Rear Bumper is designed to sit high, maintaining maximum ground clearance and approach angles. The angled design with black finish offers a custom look, and delivers maximum off-road performance.

#### KEY FEATURES:

- Bumper features integrated light ports to mount auxiliary flood or spot sights (lights not included)
- Corner steps for easy access to truck bed and is parking sensor compatible
- Durable black textured powder coat over 11-gauge steel delivers maximum corrosion protection
- Laser-cut and CNC- formed for precise fit and durability
- Rear bumpers preserve park-assist sensors



2016-17 Toyota Tacoma Rear Bumper PN 98054



2011-17 Chevrolet Silverado 1500/2500/3500 PN 96550



2014-17 GMC Sierra 1500/2500/3500 PN 96550

## WARN HD BUMPERS

### Heavy Duty Protection For Chevy, GMC, Ram, and Ford Trucks

When you want the ultimate front bumper for your truck, you want the WARN Heavy Duty Bumper. These units are contoured to the shape of the vehicle's grille and body and have that custom-made look. They offer excellent protection thanks to a one-piece welded design that incorporates round light ports and a concealed winch mount. The WARN Heavy Duty Bumper is for the larger capacity WARN winches, including the 16.5ti.



#### KEY FEATURES INCLUDE:

- Welded, one-piece construction uses heavy 1/4" and 3/16" thick steel
- Integrated winch mounting structure provides maximum strength. Rated for use with all WARN Heavyweight Series winches
- Bumpers available with or without tubular grille/brush guard
- Brush guards constructed of large diameter, welded steel tubing
- Welded eyelets for D-shackles (shackles sold separately)
- Commercial duty rated and fleet approved
- Bumper design provides generous tire clearance and accommodates oversize tires
- Bumper features integrated light ports. Additional light mounting holes on top of the bumper
- Black powder-coat finish with undercoat delivers maximum durability

## WARN HIDDEN KIT MOUNTING SYSTEM

For vehicle owners who want the functionality of a winch but want to maintain the vehicle's factory look, we offer the WARN Hidden Kit. With these kits, you can mount a WARN winch using the vehicle's frame holes while maintaining the factory bumper. Available for select Chevrolet, GMC, Ford, Dodge, Ram, and Toyota vehicles.



#### 1999-2017 FORD SUPER DUTY

- Retains factory front bumper with only 6"-8" of extension. Gaps filled in with Skirting Kit (sold separately)
- Accommodates WARN Heavyweight Series winches including M12, M15, and 16.5ti
- Factory tow hooks remain intact and functional
- Access winch's controls from the top of the bumper

#### 2016-2017 TOYOTA TACOMA

- Maintains the factory bumper position, yet allows you to use a winch
- Works with WARN ZEON Platinum, ZEON, VR, and many other WARN mid-frame winches
- Maintains factory tow hooks
- Access winch's controls by opening the hood



#### 2002-2005 DODGE 1500 PICKUP

- Winch mounts completely behind existing front bumper
- Accommodates WARN 9.5xp, XD9, M8, or VR winches
- Access to controls is cleanly hidden behind front grille

#### 1997-2003 FORD 4X4 F-150, F-250, AND EXPEDITION

- Winch mounts inside factory bumper
- Accommodates WARN 9.5cti, 9.5xp, XD9, XD9i, M8, or VR winches
- Access to controls is gained through large air intake

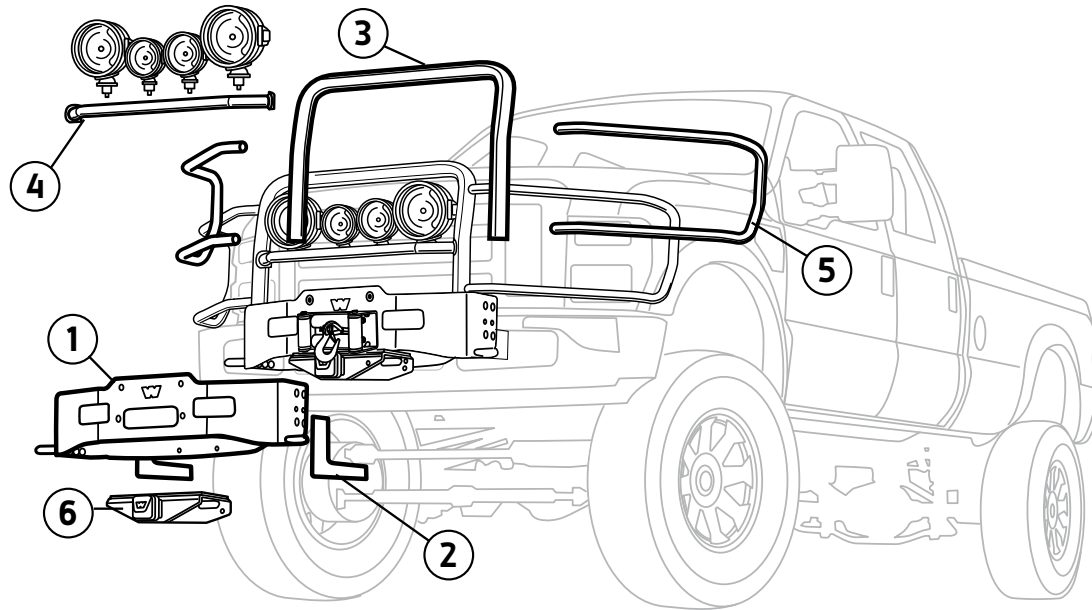
#### 1999-2006 CHEVY AND GMC 1/2 TON PICKUPS AND SUVs

- Winch is hidden and protected from the elements behind the factory bumper
- Handles WARN 9.5xp, XD9, M8, and VR winches
- Included remote control extension lets you plug remote into your choice of locations

## WARN GEN II TRANS4MER MOUNTING SYSTEM

### Configure The Winch Mounting System That's Right For You

The WARN Gen II Trans4mer® winch tray attaches directly to your vehicle's frame, making it easier than ever to mount a winch to a vehicle. Now, whether you simply need a strong, durable place to mount your WARN winch, or you want the top-of-the line system with headlamp guards, grille guard, light bar, and front receiver, the WARN Gen II Trans4mer system is more accessible, durable, and versatile than ever before.



#### GEN II TRANS4MER COMPONENTS:

##### 1. MOUNTING KIT

- Required part
- Allows you to mount a WARN winch
- Available for mid-frame or large-frame winches
- Includes tow hooks
- Available in black or stainless steel finish

##### 2. MOUNTING BRACKETS

- Required part
- Engineered to fit specific makes of vehicles

##### 3. GRILLE GUARD KIT

- Optional part
- Gives you extra protection to your vehicle's grille area
- Allows you to mount other optional parts
- Vehicle-specific application
- Available in black or stainless steel finish
- Choose from short\* or tall version

\* Light Bar and Headlamp Guards not compatible with short Grille Guard Kit

##### 4. LIGHT BAR KIT

- Optional part (lights not included)
- Lets you mount up to four lights
- Attaches to the Grille Guard; has two different mounting positions
- Available in black or stainless steel finish

##### 5. HEADLAMP GUARD KIT

- Optional part
- Protects the area around your vehicle's headlamps
- Vehicle-specific application
- Attaches to Grille Guard
- Available in black or stainless steel finish

##### 6. RECEIVER BRACKET KIT

- Optional part
- 2" receiver for the front of a vehicle.
- For use with WARN Multi-Mount system or receiver shackle
- Universal fit
- Available in black finish only



Ford Super Duty equipped with WARN Gen II Trans4mer Mounting Kit, Grille Guard Tube (tall version), Headlamp Guards, and Light Bar



Ford F150, equipped with Gen II Trans4mer Mounting Kit and Grille Guard Tube (tall version)



Chevy Silverado HD equipped with WARN Gen II Trans4mer Mounting Kit, Grille Guard Tube (tall version), Headlamp Guards, and Light Bar



Ram HD equipped with WARN Gen II Trans4mer Mounting Kit, Grille Guard Tube (tall version), Headlamp Guards, and Light Bar



Ram HD, with Stainless Gen II Trans4mer winch carrier

**FEET FORWARD OF FEET DOWN?**  
Know which orientation you'll need to mount your winch in your bumper or mounting system. Certain applications allow for a feet-forward style winch (such as our Heavy-weight winches), while others require the winch to be mounted feet down, like the rest of our winches. Regardless, always check with the mounting system's manufacturer to ensure the WARN winch will fit correctly.

**TECH TIP**



## WARN TRANS4MER MOUNTING SYSTEM

### The Original Trans4mer, For Earlier Trucks and SUVs

The first generation Trans4mer® can be configured in several ways to match your needs. This system is engineered so the Grille Guard uprights bolt directly to the vehicle's frame, and the Winch Carrier then bolts to the Grille Guard uprights. All components are sold separately, so you can configure the system to meet your needs. Available for earlier-model full-size trucks and SUVs.



#### TRANS4MER COMPONENTS:

##### A. GRILLE GUARD

The foundation of the Trans4mer system. The Grille Guard comes with two uprights and two crossbars, and bolts directly to the vehicle's frame. It is a required component because it provides the base for all other options.

##### B. BRUSH GUARDS

Add style and protection with brush guards that compliment your vehicle's lines. Optional part.

##### C. WINCH CARRIER

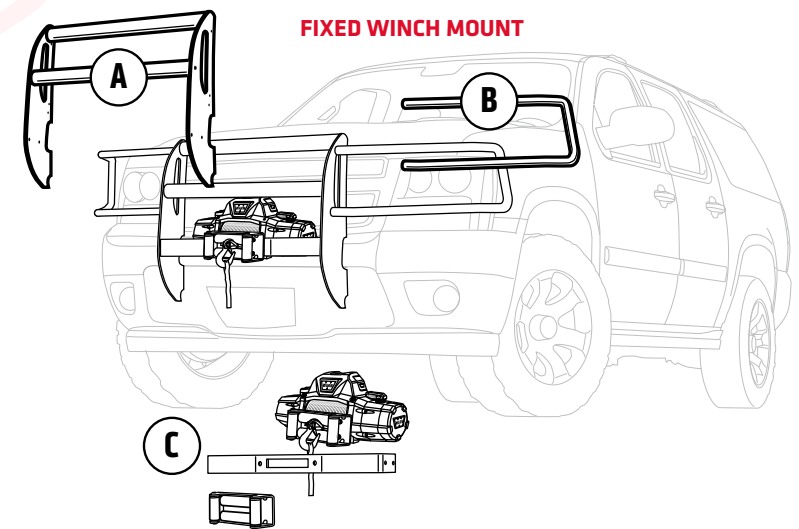
For a fixed winch mount, you'll need to add the Winch Carrier. Made of black powder-coated steel. Bolts to grille guard. Optional part.

##### E. FRONT RECEIVER BAR

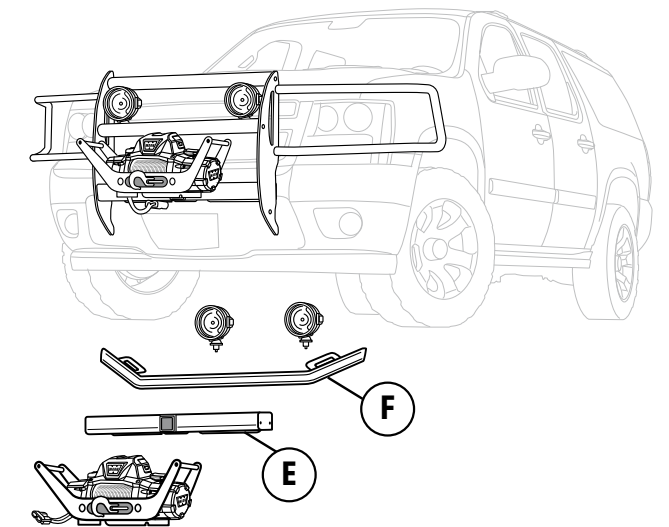
For a portable winch mount, choose the 2" front receiver. Designed to hold the Multi-Mount winch. Bolts to grille guard. Optional part.

##### F. LIGHT MOUNTING BAR

Light bar with two mounting tabs can be easily added to the Trans4mer system. Bolts to grille guard. Optional part.



#### PORTABLE WINCH MOUNT WITH LIGHT BAR



## WARN ELITE SERIES FRONT BUMPER FOR THE JEEP WRANGLER JK

### The Ultimate Bumper For Those Looking For Versatility and Protection.

Whether you're planning an overland expedition or just out exploring, these bumpers are designed for life off road. Features include a low, recessed winch mount for the ultimate winch protection, and a wrap-around design that offers strength and style. There are recessed ports and mounts for factory or auxiliary lights, and a welded-on CNC-formed grille tube for increased protection (optional). There are recessed jack points for increased recovery options, and eyelets for D-shackles. Mounting fasteners are hidden inside the bumper for a clean finish and reduced corrosion.



Elite Bumper with grille guard tube

#### FEATURES

- Recessed winch mount accepts all WARN mid-frame winches 12,000 lbs. capacity and under (excluding M8274-50)
- Recessed light ports accepts factory and auxiliary lights
- Laser cut and CNC-formed steel construction
- Available with or without welded-on, CNC-formed grille guard tube
- Recessed jack points for more stable jack positioning
- Sand blasted prior to powder-coat for increased coating durability
- Mounting fasteners hidden inside for clean finish and reduced fastener corrosion

Fits '07-17 Jeep Wrangler JK (includes Rubicon, Unlimited, Unlimited Rubicon, 2 door/4 door; 2WD/4WD)

**PN 87750** (Elite Bumper with grille guard tube)  
**PN 87775** (Elite Bumper without grille guard tube)



Elite Bumper without grille guard tube

Note: Shackle mounts are not rated for use with a tow bar

## WARN ELITE SERIES REAR BUMPER AND TIRE CARRIER FOR THE JEEP WRANGLER JK

### Easy-Open Tire Carrier Design Accommodates A Spare Tire Up To 40"

The WARN Elite Series™ Rear Bumper has been engineered and built to be more durable and easier to use. It features raised corners for increased departure angles to maximize off road performance and has welded eyelets for D-rings to increase your recovery options. This bumper will work with the factory receiver hitch and can accommodate up to a 40" spare tire. The tire carrier uses a chassis-mounted pivot and has a tailgate-synchronized swing-out design. It can be easily opened with one hand, and takes the weight off of the tailgate. Plus, the unique anti-vibration design keeps things quiet on and off the trail.



Fits '07-17 Jeep Wrangler JK (includes Rubicon, Unlimited, Unlimited Rubicon, 2 door/4 door; 2WD/4WD)

**PN 89525** (Elite Rear Bumper)  
**PN 89800** (Tire Carrier)  
**PN 90030** (Mount for off-road jack)



Elite Rear Bumper shown with optional off-road jack mount



Note: tire sits slightly offset to the passenger side

Tire carrier is easy to open and takes the weight off of the tailgate.

## WARN ROCK CRAWLER BUMPERS

### Maximum Off-Road Performance for Jeeps

For those looking to equip their Jeep for serious rock crawling, WARN offers its Rock Crawler Bumpers. The standard Rock Crawler Bumper has high-clearance tapered ends for increased approach angles. The narrower Stubby version allows for maximum approach for increased off-road ability. Whichever you choose, you're going to get an extremely durable place to mount your WARN winch and increased performance in the rocks.

- Standard Rock Crawler Bumpers available for JK, TJ, YJ, and CJ.
- Rock Crawler Stubby Bumper available for JK, TJ
- Laser-cut, CNC-formed, and robotically welded steel construction for maximum durability
- Welded eyelets to accommodate D-shackles (shackles sold separately)
- Black powder-coated finish resists corrosion
- Standard Rock Crawler Front Bumper features pre-drilled holes for auxiliary lights
- Stubby Bumper has recessed ports and mounts for factory or auxiliary lights
- Stubby Bumper features recessed jack points for increased recovery options
- Available with or without grille guard tube
- Winch plate for Rock Crawler Bumper is sold separately; winch plate for Stubby Bumper is included



JK WRANGLER with front Rock Crawler Bumper, grille guard tube, and front skid plate for factory blocker beam



JK WRANGLER with front Rock Crawler Stubby Bumper



TJ WRANGLER with front Rock Crawler Bumper and winch mounting plate



TJ WRANGLER with front Rock Crawler Stubby Bumper.



YJ WRANGLER with Front Rock Crawler Bumper, grille guard tube, and winch mounting plate



Front Rock Crawler Bumper for the CJ SCRAMBLER

## ROCK CRAWLER REAR BUMPER

### High Clearance And The Ability To Securely Carry A Heavier Tire

This tough, durable bumper gives maximum off-road performance, thanks to its tapered ends for increased approach angles. For increased recovery options on Jeep JK, TJ, YJ, and CJ, there's an integrated 2" receiver hitch to mount your portable winch or shackle bracket (not rated for towing). The Rear Rock Crawler JK Bumper features welded eyelets for D-shackles and a cutout for the factory receiver hitch.



The WARN Tire Carrier for the Rock Crawler Rear Bumper is designed to carry a heavier wheel and tire, up to 37" in diameter. The carrier pivots on a robust 1-1/2" solid steel shaft pin that comes up through the bumper into the frame carrier. The shaft itself is welded – not bolted. Structural T-joint welds (vs. corner welds) will make this unit stand the test of time. A polyurethane pad reduces rattling. Includes frame reinforcing brackets.

### FRONT AND REAR ROCK CRAWLER BUMPER PART NUMBERS

#### ROCK CRAWLER FRONT BUMPER

- '07-17 JK **PN 89430**
- '97-06 TJ **PN 61853**
- '87-95 YJ **PN 61856**
- '76-86 CJ **PN 61859**

#### GRILLE GUARD TUBE

- '07-17 JK **PN 89440** (Requires bumper PN 89430)
- '98-06 TJ **PN 61855** (Requires winch plate PN 37170, bumper PN 61853)
- '86-95 YJ **PN 61858** (Requires winch plate PN 21390, not compatible with M8274-50 winch plate PN 21395)
- '76-86 CJ **PN 61861** (Requires winch plate PN 13910 or 11310)

#### SKID PLATE FOR FACTORY BLOCKER BEAM

- '07-17 JK, **PN 74570** (Requires bumper PN 89430)

#### ROCK CRAWLER STUBBY BUMPER

- '07-17 JK **PN 87650** (bumper without grille guard tube\*)
- '07-17 JK **PN 87600** (bumper with grille guard tube)
- '97-06 TJ **PN 87700** (bumper without grille guard tube)

\* Winch mounting plate PN 87675 required for mounting M8274-50 to JK Stubby Bumper without grille guard tube. M8274-50 winch is not compatible with TJ Stubby Bumper and JK Stubby Bumper with grille guard tube.

#### ROCK CRAWLER REAR BUMPER

(will not accept tire carrier)

- '97-06 TJ **PN 61857**
- '87-95 YJ **PN 61857**
- '76-86 CJ **PN 61860**

#### ROCK CRAWLER BUMPER FOR TIRE CARRIER

(designed to accept tire carrier):

- '07-17 JK **PN 74300**
- '87-95 YJ **PN 65509**
- '97-06 TJ **PN 65508**
- 76-86 CJ **PN 62947**

**TIRE CARRIER** (carrier only – bumper sold separately):

- PN 63253** (For use with PN 62947)
- PN 64337** (For use with PN 65508, PN 65509)
- PN 74299** (For use with PN 74300)

## WINCH MOUNTING PLATES FOR JEEP VEHICLES

### For Use With Rock Crawler Or Factory Bumper

Off-roaders have two options for mounting a WARN winch on their Jeep JK, TJ, YJ, or CJ. The first option is a plate that mounts the ZEON, VR and most other WARN winches to the WARN Rock Crawler bumper, or standard factory bumper.

The second option is a mounting plate that marries the WARN M8274-50 to the WARN Rock Crawler or factory bumper. An optional grille guard tube is available for this kit, too.



#### GRILLE GUARD TUBE FOR JEEP TJ STOCK BUMPER

Black, powder-coated steel tube for the Jeep Wrangler TJ factory bumper. Accommodates all current WARN winches (except M8274-50).

*Note: WARN winch plate is required*



Winch mounting plate kit for JEEP JK WRANGLER  
For mounting M8274-50 Winch

Winch mounting plate for JEEP TJ WRANGLER  
For mounting M8274-50 Winch

Winch mounting plate for JEEP TJ WRANGLER  
For all current WARN mid-frame winches, except M8274-50

Winch mounting plate for JEEP CJ WRANGLER  
For all current WARN mid-frame winches, except M8274-50

Winch mounting plate for JEEP YJ WRANGLER  
For all current WARN mid-frame winches, except M8274-50



## UNIVERSAL FLATBED WINCH MOUNTING PLATES

### FOOT DOWN WINCH MOUNT

Kit includes winch mounting plate, solenoid mounting bracket and nuts and bolts kit. Pre-drilled to mount the ZEON, PowerPlant, 9.5cti, 9.5xp, XD9i, XD9, M8, and VR winches. **PN 13942** Foot down winch mount kit **PN 60368** Plate only

### FOOT FORWARD WINCH MOUNT

Kit includes winch mounting plate with nuts and bolts kit. Pre-drilled to mount the ZEON, M12, 9.5xp, XD9, M8274-50, M8, and VR winches (not pictured).

**PN 11078** Foot forward winch mount kit (not pictured)

### FOOT DOWN WINCH MOUNT FOR TRAILERS

Designed to be mounted to a trailer. The ends of the mounting plate are cut at an angle to accommodate the shape of a trailer tongue (other plates are square on the ends). Pre-drilled to mount the ZEON, 9.5cti, 9.5xp, XD9i, XD9, M8, VR, and the WARN 1700 and 4700 winches. Kit includes mounting plate and filler plate (filler plate is designed to mount WARN utility winch fairlead).

**PN 63885** Foot down winch mount kit **PN 68782** Filler plate only



## WARN BODY ARMOR FOR JEEP VEHICLES

### Built To Absorb Whatever Nature Dishes Out



Tube style rock sliders for the Wrangler JK

**PN 74580**  
'07-17 JK, two door

**PN 74575**  
'07-17 JK, four door

### WARN ROCK SLIDERS FOR THE JEEP WRANGLER

Take on the toughest trails with WARN Rock Sliders. These rugged parts are designed to guard against damage from rocks and boulders, keeping your vehicle looking and performing at its best. Thick steel construction and black powder-coated finish ensure durability and good looks. For the TJ, YJ, and CJ, the steel plate bolts right to the Jeep's body. For Wrangler JK tube-style sliders use support brackets to bolt to the frame/subframe. Mounting hardware is included.



Plate style rock sliders for the Wrangler TJ, YJ and CJ

**PN 69875** '04-05 TJ Unlimited  
**PN 71500** '03-06 TJ  
**PN 63002** '97-02 TJ  
**PN 63003** '87-95 YJ  
**PN 63004** '76-86 CJ

### WARN OIL PAN SKID PLATE FOR THE JEEP TJ WRANGLER

Bolt-on design with a frame attachment bracket that allows drive shaft travel. It also means easy conversion from a stock to lifted vehicle. Made from 1/8" 11-gauge steel and black powder-coated.

**PN 65020** Jeep '97-03 TJ  
(6-cylinder. Excludes Rubicon and Unlimited models)



### WARN STEERING BOX SKID PLATE FOR THE JEEP WRANGLER

Provides maximum protection and clearance. Large holes allow for debris clearance without sacrificing structural support. Made from 3/16" steel and black powder-coated.

**PN 64250** Jeep TJ '97-06 (includes Rubicon)

### WARN DIFFERENTIAL SKID PLATE

Provides full protective coverage. Slides over objects and won't snag or hang up. Made from 3/16" steel. Available in black powder-coat.

**PN 65443** (Dana 30, black)  
**PN 65447** (Dana 44, black)



### WARN FUEL TANK SKID PLATE FOR THE JEEP WRANGLER

Bolts directly onto the frame using the existing factory attachment points. On the TJ model, the skid plate has a dropped center relief for proper fuel pump clearance and protection. Both plates feature drain holes to keep the plate free of debris. Durable black powder-coat finish fights off rust.

**PN 67820** Fuel tank skid plate for the Jeep TJ Wrangler **PN 66550** Fuel tank skid plate for the Jeep YJ Wrangler



## PORTABLE WINCH KITS

### Pre-Assembled Kits, Ready to Winch

Kits include winch, remote control, winch carrier, 7.5' power lead with Quick Connect plug for front of vehicle and hawse fairlead.



#### ZEON Multi-Mount

ZEON 8 – 8,000 lbs. (3629 kg) capacity with steel rope and hawse fairlead. **PN 90260**

ZEON 8-S – 8,000 lbs. (3629 kg) capacity with Spydura® synthetic rope and polished aluminum hawse fairlead. **PN 90330**

ZEON 10 – 10,000 lbs. (4536 kg) capacity with steel rope and hawse fairlead. **PN 90340**

ZEON 10-S – 10,000 lbs. (4536 kg) capacity with Spydura synthetic rope and polished aluminum hawse fairlead. **PN 90360**



#### 9.5cti Multi-Mount

9.5cti – 9,500 lbs. (4309 kg) capacity with steel rope and hawse fairlead. **PN 85760**



#### XD9i Multi-Mount

XD9000i – 9,000 lbs. (4082) capacity with steel rope and hawse fairlead. **PN 37441**

## MULTI-MOUNT WINCH MOUNTING SYSTEM

### Portable Configuration For Winching From The Front Or Rear

For those looking for added versatility with their winch, the WARN M allows you to have a winch on the front or rear of the vehicle for maximum flexibility. Simply add the receiver to the front of the vehicle, and the Quick Connect wiring to the rear, and you're ready to go.

#### WARN FRONT RECEIVER

Mount your portable winch to the front of your vehicle with the WARN 2" front receiver. Mounts directly on most vehicle frames without drilling. For part numbers, see application guide.

#### WINCH CARRIER

Mount your WARN winch to this carrier for a portable winch configuration. Pre-drilled to mount the ZEON 8 and 10, 9.5xp, XD9i, XD9, M8, VR8 and 10 winches. Carrier kit includes Quick Connect wiring for front of vehicle (winch and rear wiring sold separately).

**PN 89990** ZEON winch carrier and wiring for front of vehicle. ZEON winch sold separately.

**PN 26370** Winch carrier and wiring for front of vehicle. Winch sold separately. Note: to mount the 9.5cti you must purchase as a complete kit.


**PN 75330** Multi-Mount Winch Carrier for PowerPlant 9.5. PowerPlant sold separately. Includes wiring for front of vehicle.

#### QUICK CONNECT POWER ACCESSORIES

- A. Dust Cover (for Quick Connect plug) **PN 69847**
- B. Quick Connect and 28" (71cm) power lead. Connects to winch **PN 36080**
- C. Quick Connect plugs only, no power lead **PN 22680**
- D. Quick Connect and 7.5' (2.3m) power lead, for front mounting of portable winch **PN 26405**
- E. Quick Connect booster cable kit **PN 26769**

#### QUICK CONNECTOR WIRING KITS FOR REAR OF VEHICLE

- 20' (6.1m) connection for rear of vehicle. Includes Power Interrupt kit and dust cover **PN 32963**
- 24' (7.3m) connection for rear of vehicle. Includes Power Interrupt kit and dust cover **PN 32966**



## WARN ROCK CRAWLER BUMPERS

### For the Ever-Popular 1989–95 Toyota 4WD Pickups



#### FRONT ROCK CRAWLER BUMPER

This bumper replaces the factory front bumper for increased off-road performance, durability, and style. These units showcase sloped vertical surfaces, which are tapered and welded. This is to maintain approach angles and not act like a plow in deep mud or snow. The bumper's sides continue around to match up with the vehicle's flares and style lines. Welded eyelets are ready for D-shackles and the winch mounting system is integrated and pull-tested for mid-frame winches up to 12,000 lbs. Made from 3/16" and 1/4" steel, and covered in a black powder-coated finish. Will mount the 9.5xp, XD9i, XD9, M8, and VR (does not fit ZEON). Not rated for tow-bar use.

'92-95 4WD PICKUP (Excludes Tacoma) **PN 68450**

Grille Guard Tube (optional) **PN 68451**

'89-91 4WD PICKUP **PN 68450**

Grille Guard Tube (optional) **PN 68451**

#### REAR ROCK CRAWLER BUMPER

The WARN Rock Crawler Rear Bumper for the Toyota Pickup is designed with off-road performance in mind. The bumper sits high and tight, and is sloped to maintain approach angles and ground clearance. Welded eyelets will mount D-shackles, creating anchor points to increase your vehicle's recovery options.

These bumpers are built from 3/16" and 1/4" laser-cut steel, which is CNC formed, and robotically welded for excellent fit and durability. These units come finished in a black powder coating, and are compatible with factory and aftermarket rear receivers.

'89-95 4WD PICKUP (Excludes Tacoma) **PN 68490**





**4WD HUBS:  
BUILT TOUGHER THAN THE TERRAIN THEY CRAWL OVER**

Since the day Arthur Warn invented the locking hub, WARN has stayed at the forefront of hub technology. Now we've expanded the line to include new Premium Locking Hubs for late model Ford Super Duty trucks—the first generation to feature WARN's aggressive new hub styling. Check out the chrome and black offerings and remember: When it comes to hubs, WARN is the brand to trust.

# PREMIUM LOCKING HUBS FOR 2005+ FORD SUPER DUTY TRUCKS

## The Super Duty Has Met Its Match

The toughest truck around gets a new-look hub: WARN Premium Locking Hubs for Ford 2005 model-year and newer Super Duty trucks. They're built to take the beatings modified rigs with bigger tires can dish out. With heat treated gears, all metal cap and dial, and corrosion-resistant stainless steel hardware, they'll shine on the job for years to come. Easy install. Easy turn dial. Easy maintenance. But darn hard to break.

PN 95060 (Black) PN 95070 (Chrome)



## PREMIUM MANUAL HUBS

The WARN Premium Hub is a no-compromise hub designed for the hardcore off-roader or truck owner who will accept nothing less than the industry standard in performance.

The all metal construction and ZA Alloy dial ensure years of reliable functioning. This dial requires a full 9/10ths of a turn to ensure positive engagement of the inner drive gear to the clutch ring. To make sure they stay engaged, WARN Premium Hubs use a thick internal wave spring and heavy dial detents.

We know our Premium Hubs will be used hard, so we build them to last. We're so confident, that all WARN hubs are covered by a lifetime limited warranty.

## STANDARD MANUAL HUBS

WARN Standard Hubs are the ideal choice for factory hub replacement. These are the same basic hubs Warn Industries has supplied to OEMs around the world. WARN standard hubs share many features with our Premium Hubs such as a 4140 steel clutch ring and inner drive gear, and a precision cast hub body.

WARN Standard Hubs are available in three styles to fit most 4WD vehicles: Internal Mount, External Mount and Flange Mount.

## 4WD HUBS APPLICATIONS

### CHEVROLET/GMC

Year	Cautionary Footnotes	Spline Count	Standard Manual PN	Premium Manual PN	Spindle Nut Kit Std/Prem	HUB SERVICE KIT Std	Prem	
Blazer, Jimmy, Suburban	'69-91	G, H	19	9790	20990	32720	11967	20825
1/2 Ton Pickup	'69-87	G, H	19	9790	20990	32720	11967	20825
3/4 Ton Pickup	'60-76	G	19		9072			7302
3/4 Ton Pickup	'77-87	G, H	19	9790	20990	32720	11967	20825
1 Ton Pickup	'76-87	H	30	11690	38826	32721	11714	
1 Ton Pickup, V-Series Crew Cab	'88-90	H	30	11690	38826	32721	11714	
Geo/Chevrolet Tracker	'89-00	J	26	39198	34581			7309

### DODGE/RAM

1/2 Ton Pickup	'57-68		19		9072			7302
1/2 Ton Pickup & Ramcharger	'69-74		19	9790	20990		11967	20825
1/2, 3/4 Ton Pickup & Ramcharger	'80-93		19	9790	20990		11967	20825
3/4 Ton Pickup	'90-93		30	11690	38826		11714	
3/4 Ton Pickup	'57-74		19		9072			7302
1 Ton Pickup	'90-93		30	11690	38826		11714	

### FORD

Bronco II, Ranger	'83-89	E, D	23		29070		27988	39128
Explorer	'90-94	D, E	27		29071		32720	39128
Ranger	'90-97	E, D	27		29071		32720	39128
Bronco	'66-96	B, G, H	19	9790	20990	32720	11967	20825
1/2 Ton Pickup	'59-96	B, G, H	19	9790	20990	32720	11967	20825
3/4 Ton Pickup	'59-75		19	9790	20990		11967	20825
3/4 Ton Pickup, Light Duty	'77.5-97	H	19	9790	20990	32720	11967	20825
3/4 Ton Pickup, Heavy Duty	'63-77	G	19		9072			7302
3/4 Ton Pickup, Crew Cab only	'76-77.5		19		29063			7302
3/4 Ton Pickup, Heavy Duty	'78-97	H	30	11690	38826	32721	11714	11714
1 Ton Pickup	'78-97	H	30	11690	38826	32721	11714	11714
Super Duty (F-250/350; Excursion)	'99-04	K	30	11690	38826		11714	11714
Super Duty (F-250/350/450/550)	'05-17	M	35		95060			95080
Super Duty (F-250/350/450/550)	'05-17	N	35		95070			95080

### INTERNATIONAL HARVESTER

Scout	'61-70		10		29062			7300
Scout II, Terra, Traveler	'71-80		27		9062			7300
1/2 Ton Pickup, Travelall	'68-75		19	9790	20990		11967	20825
1/2 Ton, 3/4 Ton Pickup	'56-72		19		9072			7302

### SUZUKI

Trooper II	'87-93		17		61385			61693
Rodeo	'91-99		17		61385			61693

### JEEP

CJ, Universal, M38A1, Willys	'71 & Prior	A	10		29062			7300
CJ, Universal (6 bolt)	'72-80	G	27		9062			7300
CJ, Universal Scrambler (5 bolt)	'81-86	F	27		28751			
Jeepster C101 Commando	'66-71		10		29062			7300
Jeepster C104	'72-73		27		9062			7300
Gladiator, Wagoneer, Pickup	'73 & Prior		10		29062			7300
Full size Wagoneer, Cherokee, J-10 Pickup, Commander	'74-91	G	19	9790	20990		11967	20825
J-20 Pickup (heavy axle)	'72-76		19		9072			7302
J-20 Pickup	'77-87		19	9790	20990		11967	20825
Jeep Station Wagon, Pickup	'65 & Prior		10		29062			7300

### KIA

Sportage, Retona	'95-02		26		60247			
------------------	--------	--	----	--	-------	--	--	--

### MAZDA

Pickup	'94-97	E	27		29071		32720	
Navajo	'90-94	E	27		29071		32720	

### NISSAN

Pickup, Pathfinder	'86.5-89	I	27		28739			29061
Pickup, 4 cylinder	'90-93	I	27		28739			29061
Pickup (incl. Frontier), 4 cyl.	'94-01	I	28		29091			29061
Pickup (incl. Frontier), Pathfinder, 6 cyl.	'90-01	I	28		29091			29061
Xterra	'00	I	28		29091			29061

### SUZUKI

Samurai, Sierra	'82-01	J	26		34581			7309
Sidekick, X-90, Vitara, Escudo	'89-01	J	26	39198	34581			7309

### TOYOTA

Pickup, Hilux, 4-Runner, with ADD	'86-95	C	26		28761	29918		7309
Landcruiser	'76-87	C	30		28771	29918		7309
Pickup, Hilux, 4-Runner	'76-85	C	30		28771	29918		7309
T100	'93-99	C	26		28761	29918		7309
T100, W/ADD	'93-99	C	26		28761	29918		7309
Van, Previa	'86-92	C	26		28761	29918		7309
Tacoma (w/factory man. hubs)	'95-01		26		60459			7309
Hilux Int'l with Torsion bar susp.	'98-01	C			28761	29918		7309

### CUSTOM APPLICATIONS

Dana 60 axle with 35 spline outer shafts (front only)			35		62672			11714
---	--	--	----	--	-------	--	--	-------

## FOOTNOTES:

- A Very early vehicles may require that the threaded axle end be cut off.
- B Will not fit '87-early '88 model vehicles; flange mount. (Dealer item only. See Ford parts & service).
- C When replacing automatic hubs with manual hubs, you must also purchase Spindle Nut Conversion Kit #27988 for '83-'89 vehicles; Conversion Kit #32720 for '90-'97.
- D Very early '90 vehicles with 23 tooth axle spline require 1989 model hubs.
- E When replacing factory automatic hubs with manual hubs, you must also purchase Spindle Nut Conversion Kit #27988 for '83-'89 vehicles; Conversion Kit #32720 for '90-'97.
- F Will not fit vehicles with factory optional chrome wheels.
- G Vehicles with full-time 4WD will require a transfer case conversion kit.
- H When replacing automatic 3 hole cap screw hubs with manual hubs, you must purchase corresponding spindle nut conversion kit per application chart.
- I Hub Set includes Stud Kit (PN 38003).
- J Not for front axle disconnect systems.
- K Will not fit factory dual wheel application.
- L International only; will not fit vehicle produced in North America.
- M Black finish
- N Chrome finish



## WARN PROVANTAGE WINCHES: ATV AND SIDE X SIDE WINCHING'S TOP DOGS

At the top of the Powersport winching food chain sit the WARN ProVantage™ winches. They deliver peak performance for frequent riders who love to go all out, all the time. Built for play, work, or a lot of both, ProVantage winches deliver both durability and power to spare. Extreme sealing keeps the crud and mud out of sensitive parts. Available with Spydura® synthetic rope option. Pulling capacities to 4,500 lbs. Ride with a ProVantage winch, and never worry about getting stuck again.

### TECH TIP

#### STRETCH IT OUT

Before using your winch, you must stretch the cable onto the drum, no matter if you have wire or synthetic rope. This procedure, found in the winch manual, allows the line to be tightly wound onto the drum so it won't slip off during a pull.



## WARN PROVANTAGE Premium Winches, Top-Of-The-Line Features

These industry-leading winches are the ultimate powersports recovery tools. Whether it's a small quad, a big ATV, or a side x side, WARN ProVantage winches offer unmatched performance, durability, and reliability in the most extreme conditions. Available in 2,500, 3,500, and 4,500 lb. capacities.

- All-metal three-stage gear train for superior durability
- Full sealing to keep water and the elements out
- Easy-to-turn, short-throw clutch handle is easy to operate, even when wearing gloves
- Patented disc brake holds the full rated load and offers superior control
- Hook, tie rods, and body feature attractive, durable corrosion-resistant black finish
- Limited lifetime warranty mechanical, 3 year electrical



The WARN ProVantage winches fit our hardcore users, no matter what vehicle they're on or what terrain they're in.

**90450 ProVantage 4500**  
55' of 7/32" steel rope, roller fairlead, dash mounted-control switch, and corded remote

**90451 ProVantage 4500-S**  
50' of 7/32" synthetic rope, double-powder-coated hawse fairlead, dash-mounted control switch, and corded remote

**90350 ProVantage 3500**  
50' of 3/16" steel rope, roller fairlead, mini rocker control switch with plug, and corded remote

**90351 ProVantage 3500-S**  
50' of 3/16" synthetic rope, double-powdercoated hawse fairlead, mini rocker control switch with plug, and corded remote

**90250 ProVantage 2500**  
50' of 3/16" steel rope, roller fairlead, and a mini rocker control switch with plug for corded remote (remote sold separately)

**90251 ProVantage 2500-S**  
50' of 3/16" synthetic rope, double-powder-coated hawse fairlead, and mini rocker control switch with plug for corded remote (remote sold separately)

**WARN Replacement ProVantage Winches**  
These units are just the winch core—motor, drivetrain, drum, clutch. They do not include rope, hook, fairlead, contactor, or control.

PN 89602 ProVantage 2500  
PN 89603 ProVantage 3500  
PN 89604 ProVantage 4500

### ProVantage 4500 Controls

Includes illuminated dash-mounted control switch and corded remote



### ProVantage 3500 Controls

Includes corded remote and mini-rocker control switch with integrated socket.



### ProVantage 2500 Controls

Includes mini-rocker control switch with plug for corded remote (remote sold separately).



### PROVANTAGE WINCHES: ATV AND SIDE X SIDE WINCHING'S TOP DOGS



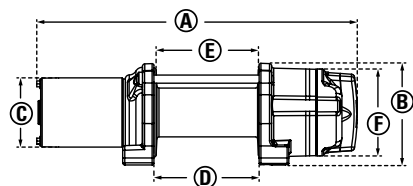


## PROVANTAGE 4500 AND 4500-S

### SPECIFICATIONS

**Part number:** 90450 (ProVantage 4500), 90451 (ProVantage 4500-S)  
**Rated line pull:** 4500 Lbs. (2041 kg) single-line  
**Motor:** 12V permanent magnet  
**Sealing:** Full  
**Gear train:** 3-stage planetary  
**Rope:** ProVantage 4500: 55' x 7/32" (17m x 5.5mm) steel, ProVantage 4500-S: 50' x 7/32" (15m x 5.5mm) synthetic  
**Fairlead:** ProVantage 4500: Plow roller, ProVantage 4500-S: Double powder-coated hawse  
**Primary control:** Dash-mounted rocker (illuminated)  
**Remote control:** Corded  
**Best for plow lifting:** Yes  
**Brake:** Patented roller disc  
**Mechanical Warranty:** Limited lifetime  
**Electrical Warranty:** 3 year  
**Replacement parts:** Winch core: PN 89604, Contactor: PN 76429, Wire rope: PN 68851, Synthetic rope: PN 77835

### DIMENSIONS



<b>A</b> 14.78" (375.3mm)	<b>D</b> 4.85" (123.2mm)
<b>B</b> 4.69" (119mm)	<b>E</b> 4.72" (119.9mm)
<b>C</b> 3.19" (81.1mm)	<b>F</b> 4.01" (101.8mm)

Mounting bolt pattern: 3.0" x 6.59" (76mm x 167mm)

### 12V DC PERFORMANCE SPECS (first layer of drum)

Line Pull Lbs. (kg)	Line Speed Ft./min. (M/min.)	Motor Current	Pull by layer: layer/Lbs. (kg)
0	23.6 (7.2)	19.1 amps	1/4500 (2041)
500 (227)	18.5 (5.6)	54.9 amps	2/3780 (1715)
1000 (454)	16.7 (5.1)	84.7 amps	3/3175 (1440)
1500 (680)	13.7 (4.2)	113.7 amps	4/2731 (1239)
2000 (907)	11.2(3.4)	144.7 amps	
2500 (1134)	8.4 (2.6)	175.0 amps	
3000 (1361)	7.3 (2.2)	206.3 amps	
3500 (1588)	5.7 (1.7)	241.2 amps	
4000 (1814)	3.6 (1.1)	278.8 amps	
4500 (2041)	2.9 (0.9)	318.0 amps	

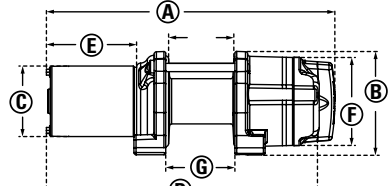


## PROVANTAGE 3500 AND 3500-S

### SPECIFICATIONS

**Part number:** 90350 (ProVantage 3500), 90351 (ProVantage 3500-S)  
**Rated line pull:** 3500 Lbs. (1588 kg) single-line  
**Motor:** 12V permanent magnet  
**Sealing:** Full  
**Gear train:** 3-stage planetary  
**Rope:** ProVantage 3500: 50' x 3/16" (15m x 5mm) steel, ProVantage 3500-S: 50' x 3/16" (15m x 5mm) synthetic  
**Fairlead:** ProVantage 3500: Plow roller, ProVantage 3500-S: Double powder-coated hawse  
**Primary control:** Handlebar mini-rocker with socket  
**Remote control:** Corded  
**Best for plow lifting:** Yes  
**Brake:** Patented roller disc  
**Mechanical Warranty:** Limited lifetime  
**Electrical Warranty:** 3 year  
**Replacement parts:** Winch core: PN 89603, Contactor: PN 76429, Wire rope: PN 60076, Synthetic rope: PN 72128

### DIMENSIONS



<b>A</b> 13.06" (331.6mm)	<b>E</b> 4.08" (103.7mm)
<b>B</b> 4.69" (119mm)	<b>F</b> 3.98" (101.1mm)
<b>C</b> 3.19" (81.1mm)	<b>G</b> 3.13" (79.5mm)
<b>D</b> 12.27" (311.6mm)	

Mounting bolt pattern: 3.0" x 4.87" (76mm x 124mm)

### 12V DC PERFORMANCE SPECS (first layer of drum)

Line Pull Lbs. (kg)	Line Speed Ft./min. (M/min.)	Motor Current	Pull by layer: layer/Lbs. (kg)
0	21.1 (6.4)	21.6 amps	1/3500 (1588)
500 (227)	17.2 (5.2)	51.8 amps	2/2125 (1349)
1000 (454)	14.4 (4.4)	79.3 amps	3/1806 (1147)
1500 (680)	12.1 (3.7)	107.3 amps	4/1535 (975)
2000 (907)	9.9 (3.0)	137.9 amps	
2500 (1134)	8.1 (2.5)	168.0 amps	
3000 (1361)	6.8 (2.1)	194.4 amps	
3500 (1588)	5.8 (1.8)	220.0 amps	

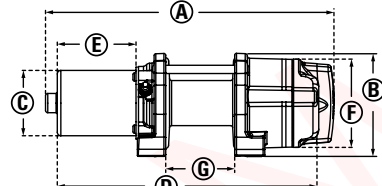


## PROVANTAGE 2500 AND 2500-S

### SPECIFICATIONS

**Part number:** 90250 (ProVantage 2500), 90251 (ProVantage 2500-S)  
**Rated line pull:** 2500 Lbs. (1134 kg) single-line  
**Motor:** 12V permanent magnet  
**Sealing:** Full  
**Gear train:** 3-stage planetary  
**Rope:** ProVantage 2500: 50' x 3/16" (15m x 5mm) steel, ProVantage 2500-S: 50' x 3/16" (15m x 5mm) synthetic  
**Fairlead:** ProVantage 2500: Plow roller, ProVantage 2500-S: Double powder-coated hawse  
**Primary control:** Handlebar mini-rocker with socket  
**Remote control:** Sold separately  
**Best for plow lifting:** Yes  
**Brake:** Patented roller disc  
**Mechanical Warranty:** Limited lifetime  
**Electrical Warranty:** 3 year  
**Replacement parts:** Winch core: PN 89602, Contactor: PN 76429, Wire rope: PN 60076, Synthetic rope: PN 72128

### DIMENSIONS



<b>A</b> 13.10" (332.7mm)	<b>E</b> 3.58" (90.8mm)
<b>B</b> 4.69" (119mm)	<b>F</b> 4.01" (101.8mm)
<b>C</b> 3.19" (81.1mm)	<b>G</b> 3.13" (79.5mm)
<b>D</b> 11.79" (299.5mm)	

Mounting bolt pattern: 3.0" x 4.87" (76mm x 124mm)


### 12V DC PERFORMANCE SPECS (first layer of drum)

Line Pull Lbs. (kg)	Line Speed Ft./min. (M/min.)	Motor Current	Pull by layer: layer/Lbs. (kg)
0	18.7 (5.7)	16.8 amps	1/2500 (1134)
500 (227)	14.3 (4.4)	43.4 amps	2/2125 (964)
1000 (454)	11.5 (3.5)	68.8 amps	3/1806 (819)
1500 (680)	9.0 (2.7)	93.9 amps	4/1535 (696)
2000 (907)	6.9 (2.1)	121.0 amps	
2500 (1134)	5.4 (1.6)	152.4 amps	



## TECH TIP

**RUN WHAT YOU BRUNG**  
 Always have your vehicle running when you're performing a vehicle recovery. This helps to keep charging the vehicle's battery as the winch draws power. After all, you don't want a dead battery after a vehicle recovery.



## WARN VANTAGE WINCHES: BIG POWER, BIG TORQUE, NOT-SO-BIG PRICE

Only WARN Vantage powersports winches blend performance and value so seamlessly. They're priced to get you going, and built to keep you going. Best-in-class performance. Solid craftsmanship and design. With features like smooth planetary gear trains, full sealing and wire rope or synthetic rope. Built strong, built to last, built to get you out of trouble wherever you meet it. But trust us, it wouldn't bear the WARN name if it didn't meet our rigorous QC standards.

### TECH TIP

**ROPE OFF THE BOTTOM**  
All WARN winches must have the rope come off the bottom of the winch drum. Failing to do so can cause the brake to engage, which may result in damage to the winch.



## WARN VANTAGE Best-In-Class Winches, Affordable Prices

With performance at the top of their class, the WARN Vantage powersports winches are workhorses with attitude. Vantage will make your hard-earned dollars go further all while getting the job done the WARN way. Available in 2,000, 3,000, and 4,000 lb. capacities.

- Durable, smooth planetary gear train
- Full sealing to keep water and the elements out
- Powerful permanent magnet motor for best-in-class performance
- High-strength composite gear housing and all-metal gears
- Load-holding brake for great control
- 5 year mechanical warranty, 1 year electrical warranty



The WARN Vantage winches offer big power at a premium value and are excellent choices for vehicle recovery or moving heavy loads. Whether on the job or on the trail.

### 89040 Vantage 4000

55' of 7/32" steel rope, roller fairlead, dash-mounted control switch, and corded remote

### 89041 Vantage 4000-S

50' of 7/32" synthetic rope, powdercoated hawse fairlead, dash-mounted control switch, and corded remote

### 89030 Vantage 3000

50' of 3/16" steel rope, roller fairlead, mini rocker control switch, and corded remote

### 89031 Vantage 3000-S

50' of 3/16" synthetic rope, powdercoated hawse fairlead, mini rocker control switch, and corded remote

### 89020 Vantage 2000

50' of 5/32" steel rope, roller fairlead, and mini rocker control switch

### 89021 Vantage 2000-S

50' of 5/32" synthetic rope, powdercoated hawse fairlead, and mini rocker control switch

### WARN Replacement Vantage Winches

These units are just the winch core—motor, drivetrain, drum, clutch. They do not include rope, hook, fairlead, contactor, or control.

PN 89599 Vantage 2000

PN 89600 Vantage 3000

PN 89601 Vantage 4000

### Vantage 4000 Controls

Includes dash-mounted control switch and corded remote



### Vantage 3000 Controls

Includes standard mini-rocker control switch and corded remote



### Vantage 2000 Controls

Includes standard mini-rocker control switch



### WARN VANTAGE WINCHES: BIG POWER, BIG TORQUE, NOT-SO-BIG PRICE



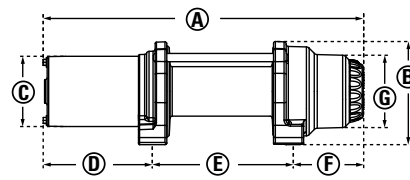


**VANTAGE 4000 AND 4000-S**

**SPECIFICATIONS**

**Part number:** 89040 (Vantage 4000), 89041 (Vantage 4000-S)  
**Rated line pull:** 4000 Lbs. (1814 kg) single-line  
**Motor:** 12V permanent magnet  
**Sealing:** Full  
**Gear train:** 3-stage planetary  
**Rope:** Vantage 4000: 55' x 7/32" (17m x 5.5mm) steel, Vantage 4000-S: 50' x 7/32" (15m x 5.5mm) synthetic  
**Fairlead:** Vantage 4000: Roller, Vantage 4000-S: Powder-coated hawse  
**Primary control:** Dash-mounted rocker  
**Remote control:** Corded  
**Best for plow lifting:** Vantage 4000: No, Vantage 4000-S: Yes  
**Brake:** Mechanical spring  
**Mechanical Warranty:** 5 year  
**Electrical Warranty:** 1 year  
**Replacement parts:** Winch core: PN 89601, Contactor: PN 76429, Wire rope: PN 68851, Synthetic rope: PN 77835

**DIMENSIONS**



- A** 14.57" (370.0mm)    **E** 6.59" (167.4mm)
- B** 4.69" (119.1mm)    **F** 3.20" (81.2mm)
- C** 3.19" (81.1mm)    **G** 3.29" (83.5mm)
- D** 4.78" (121.4mm)

Mounting bolt pattern: 3.0" x 6.59" (76.2mm x 167.4mm)

**12V DC PERFORMANCE SPECS** (first layer of drum)

Line Pull Lbs. (kg)	Line Speed Ft./min. (M/min.)	Motor Current (Amps)	Pull by layer: layer/Lbs. (kg)
0	18.6 (5.7)	21.6 amps	1/4000 (1814)
500 (227)	15.8 (4.8)	40.7 amps	2/3360 (1524)
1000 (454)	13.7 (4.2)	61.8 amps	3/2822 (1280)
1500 (680)	11.6 (3.5)	84.2 amps	4/2371 (1075)
2000 (907)	10.0 (3)	106.4 amps	
2500 (1134)	8.7 (2.7)	129 amps	
3000 (1361)	7.3 (2.2)	152.5 amps	
3500 (1588)	6.2 (1.9)	176.8 amps	
4000 (1814)	5.3 (1.6)	200.8 amps	

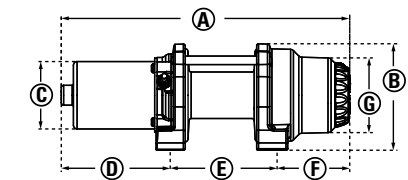


**VANTAGE 3000 AND 3000-S**

**SPECIFICATIONS**

**Part number:** 89030 (Vantage 3000), 89031 (Vantage 3000-S)  
**Rated line pull:** 3000 Lbs. (1361 kg) single-line  
**Motor:** 12V permanent magnet  
**Sealing:** Full  
**Gear train:** 3-stage planetary  
**Rope:** Vantage 3000: 50' x 3/16" (15m x 5mm) steel, Vantage 3000-S: 50' x 3/16" (15m x 5mm) synthetic  
**Fairlead:** Vantage 4000: Roller, Vantage 4000-S: Powder-coated hawse  
**Primary control:** Handlebar mini-rocker  
**Remote control:** Corded  
**Best for plow lifting:** Vantage 3000: No, Vantage 3000-S: Yes  
**Brake:** Mechanical spring  
**Mechanical Warranty:** 5 year  
**Electrical Warranty:** 1 year  
**Replacement parts:** Winch core: PN 89600, Contactor: PN 89564, Wire rope: PN 60076, Synthetic rope: PN 72128

**DIMENSIONS**



- A** 12.70" (322.5mm)    **E** 4.88" (124.0mm)
- B** 4.69" (119.1mm)    **F** 3.20" (81.2mm)
- C** 2.97" (75.4mm)    **G** 3.29" (83.5mm)
- D** 4.62" (117.3mm)

Mounting bolt pattern: 3.0" x 4.87" (76.2mm x 124.0mm)

**12V DC PERFORMANCE SPECS** (first layer of drum)

Line Pull Lbs. (kg)	Line Speed Ft./min. (M/min.)	Motor Current (Amps)	Pull by layer: layer/Lbs. (kg)
0	15.7 (4.8)	23 amps	1/3000 (1361)
500 (227)	12.8 (3.9)	41.9 amps	2/2550 (1157)
1000 (454)	10.4 (3.2)	60.9 amps	3/2168 (983)
1500 (680)	8.5 (2.6)	81.1 amps	4/1842 (836)
2000 (907)	6.8 (2.1)	101.2 amps	
2500 (1134)	5.5 (1.7)	120.8 amps	
3000 (1361)	5 (1.5)	140.4 amps	

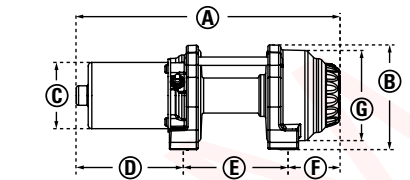


**VANTAGE 2000 AND 2000-S**

**SPECIFICATIONS**

**Part number:** 89020 (Vantage 2000), 89021 (Vantage 2000-S)  
**Rated line pull:** 2000 Lbs. (907 kg) single-line  
**Motor:** 12V permanent magnet  
**Sealing:** Full  
**Gear train:** 3-stage planetary  
**Rope:** Vantage 2000: 50' x 5/32" (15m x 4mm) steel, Vantage 2000-S: 50' x 7/32" (15m x 5.5mm) synthetic  
**Fairlead:** Vantage 2000: Roller, Vantage 2000-S: Powder-coated hawse  
**Primary control:** Handlebar mini-rocker  
**Remote control:** None  
**Best for plow lifting:** Vantage 2000: No, Vantage 2000-S: Yes  
**Brake:** Dynamic gear  
**Mechanical Warranty:** 5 year  
**Electrical Warranty:** 1 year  
**Replacement parts:** Winch core: PN 89601, Contactor: PN 76429, Wire rope: PN 68851, Synthetic rope: PN 77835

**DIMENSIONS**



- A** 11.81" (300.1mm)    **E** 4.88" (124.0mm)
- B** 4.69" (119.1mm)    **F** 2.33" (59.2mm)
- C** 2.97" (75.4mm)    **G** 4.03" (102.5mm)
- D** 4.62" (117.3mm)

Mounting bolt pattern: 3.0" x 4.87" (76.2mm x 124.0mm)

**12V DC PERFORMANCE SPECS** (first layer of drum)

Line Pull Lbs. (kg)	Line Speed Ft./min. (M/min.)	Motor Current (Amps)	Pull by layer: layer/Lbs. (kg)
0	14.0 (4.3)	20.3 amps	1/2000 (907)
500 (227)	11.4 (3.5)	41.9 amps	2/1700 (771)
1000 (454)	9.4 (2.9)	64.2 amps	3/1445 (655)
1500 (680)	7.5 (2.3)	89.3 amps	4/1228 (557)
2000 (907)	5.7 (1.7)	118.7 amps	

**COMPARISON CHART: PROVANTAGE VS. VANTAGE WINCHES**

	Vantage 2000 & 2000-S	ProVantage 2500 & 2500-S	Vantage 3000 & 3000-S	ProVantage 3500 & 3500-S	Vantage 4000 & 4000-S	ProVantage 4500 & 4500-S
<b>Pulling capacity</b>	2000 lbs.	2500 lbs.	3000 lbs.	3500 lbs.	4000 lbs.	4500 lbs.
<b>Finish</b>	Flat gray powdercoat	Satin black powdercoat	Flat gray powdercoat	Satin black powdercoat	Flat gray powdercoat	Satin black powdercoat
<b>Mechanical warranty</b>	5-year	LTD lifetime	5-year	LTD lifetime	5-year	LTD lifetime
<b>Electrical warranty</b>	1-year	3-years	1-year	3-years	1-year	3-years
<b>Weight (wire rope)</b>	13.25 lbs	15.0 lbs	16.95 lbs	15.3 lbs	17.5 lbs	19.0 lbs
<b>Weight (synthetic rope)</b>	12.25 lbs	14.2 lbs	15.0	14.7 lbs.	15.45 lbs	15.6 lbs
<b>Steel rope</b>	5/32" x 50'	3/16" x 50'	3/16" x 50'	3/16" x 50'	7/32" x 55'	7/32" x 55'
<b>Synthetic rope</b>	5/32" x 50'	3/16" x 50'	3/16" x 50'	3/16" x 50'	7/32" x 50'	7/32" x 50'
<b>Tie rods</b>	Zinc plated	Black zinc plating	Zinc plated	Black zinc plating	Zinc plated	Black zinc plating
<b>Hook</b>	Zinc plated	Zinc with powder coat	Zinc plated	Zinc with powder coat	Zinc plated	Zinc with powder coat
<b>Roller fairlead (steel rope winches)</b>	Standard roller	Premium, with large diameter lower roller	Standard roller	Premium, with large diameter lower roller	Standard roller	Premium, with large diameter lower roller
<b>Hawse fairlead (synthetic rope winches)</b>	Zinc aluminum, powdercoat finish	Zinc aluminum, double powdercoat finish	Zinc aluminum, powdercoat finish	Zinc aluminum, double powdercoat finish	Zinc aluminum, powdercoat finish	Zinc aluminum, double powdercoat finish
<b>Clutch</b>	Long-travel dial, cam activated	Short throw, easy-grip dial; sliding pin & ring gear	Long-travel dial, cam activated	Short throw, easy-grip dial; sliding pin & ring gear	Long-travel dial, cam activated	Short throw, easy-grip dial
<b>Primary control switch</b>	Handlebar mini-rocker	Handlebar mini-rocker with remote socket	Handlebar mini-rocker	Handlebar mini-rocker with remote socket	Dash-mounted rocker	Lighted, dash-mounted rocker
<b>Remote control</b>	None	None	Corded	Corded	Corded	Corded
<b>Fasteners</b>	Zinc plated	Magnigard coating	Zinc plated	Magnigard coating	Zinc plated	Magnigard Coating
<b>Gears</b>	Powdered metal powdered-metal	Heat-treated	Powdered metal powdered-metal	Heat-treated	Powdered metal	Heat-treated powdered-metal
<b>Geartrain</b>	Split ring differential planetary	3-stage planetary	3-stage planetary	3-stage planetary	3-stage planetary	3-stage planetary
<b>Gear ratio</b>	180:1	154:1	180:1	154:1	180:1	154:1
<b>Brake</b>	Dynamic gear brake	Patented roller disc	Integrated compact spring brake	Patented roller disc	Integrated compact spring brake	Patented Roller Disc
<b>End housing</b>	Glass-filled composite nylon	Die-cast aluminum	Glass-filled composite nylon	Die-cast aluminum	Glass-filled composite nylon	Die-cast aluminum
<b>Durability (test under load)</b>	500-cycle	1100+ cycle	500-cycle	1100+ cycle	500-cycle	1100+ cycle
<b>Corrosion resistance (salt-spray chamber test)</b>	96-hr visual, 240-hr functional	240-hr visual, 408-hr functional	96-hr visual, 240-hr functional	240-hr visual, 408-hr functional	96-hr visual, 240-hr functional	240-hr visual, 408-hr functional
<b>Sealing</b>	IP67	IP67	IP67	IP67	IP67	IP67
<b>No-load line speed</b>	14.0' per minute	18.7' per minute	16.1' per minute	21.5' per minute	18.6' per minute	23.6' per minute
<b>Full-load line speed</b>	4.8' per minute	5.4' per minute	5.0' per minute	5.8' per minute	5.3' per minute	2.9' per minute
<b>Full-load motor current</b>	122.9 amps	152 amps	137.4 amps	220 amps	200.8 amps	318 amps
<b>No-load motor current</b>	20.3 amps	16.8 amps	22.1 amps	17.9 amps	21.6 amps	19.1 amps
<b>No-load duty cycle</b>	2.5 min., 12 min. cool	2.5 min., 12 min. cool	2.5 min., 12 min. cool	2.5 min 12 min cool	2.5 min., 12 min. cool	2.5 min., 12 cool







## WARN XT17 PORTABLE WINCH The Ultimate Backup For Serious Adventure Touring

It's light. It's powerful. And it shares your sense of adventure. The XT17 winch can rein in up to 1,700 pounds of pulling capacity. And talk about easy to carry—aluminum construction, 40 feet of synthetic rope, and a 8.5 lb design will have you taking it everywhere.

### 85700 XT17

Winch comes with hand-held corded remote, rigging strap, and wiring

### 85900 XT17

Winch comes with handlebar-mounted winch control, rigging strap, and wiring

#### 12V DC PERFORMANCE SPECS (first layer of drum)

Line Pull Lbs. (kg)	Line Speed Ft./min. (M/min.)	Motor Current	Pull by layer: layer/Lbs. (kg)
0	13.8 (4.2)	6	1/1700 (771)
500 (227)	10.2 (3.0)	27	2/1496 (678)
1000 (455)	6.4 (1.9)	44	3/1316 (597)
1700 (771)	4.6 (1.4)	65	4/1158 (525)

#### SPECIFICATIONS

**Part number:** 85700 (XT17 with controls on winch), 85900 (XT17 with controls on vehicle)

**Rated line pull:** 1,700 Lbs. (771 kg) single-line

**Sealing:** Motor

**Gear train:** 3-stage planetary

**Rope:** 40' x 5/32" (12m x 4mm) Synthetic

**Control:** PN 85700: Corded remote control with 10' (3m) lead, PN 85900: Handlebar-mounted rocker switch

**Brake:** Mechanical brake standard

**Mechanical Warranty:** Limited lifetime

**Electrical Warranty:** 1 year

**Clutch control:** Cam activated

**Wiring diameter:** 10-gauge

## WARN BODY ARMOR For ATVs And Side X Sides

Up top, everything is blue skies and good times. But down below, jagged rocks, sharp branches, and heavy logs lurk, ready to wreak havoc on your vehicle. WARN Body Armor lets you push the envelope and ride with confidence by giving your ATV or Side x Side the ultimate underbody protection. Features include aircraft-grade aluminum construction, reinforcing beads for added strength, recessed hardware to keep nuts and bolts safe and secure, and holes for drainage and servicing access.



## BUMPERS AND WINCH MOUNTING KITS FOR ATVS AND SIDE X SIDES

### WARN Bumpers: Trail Protection and A Bold, Customized Look

WARN® bumpers protect your ATV or Side x Side and make it look great. Built from laser-cut, powder-coated steel, WARN bumpers add protection and style to your vehicle. Plus, they're compatible with WARN winches, winch mounting systems, and plow systems.

WARN Side x Side bumpers have an integrated winch mount, pre-drilled holes for WARN trail lights, and the bumper folds down to open the vehicle's hood. Stout construction and a powder-coated finish make these bumpers last.



### Winch Mounting Systems: Engineered For Optimum Performance

WARN winches and mounting kits are engineered together for maximum pulling power and to withstand the stresses of winching. WARN mounting systems bolt directly to the vehicle's structure and distribute the pulling load throughout the vehicle's frame. This provides extra stability and minimizes the possibility of damage to the vehicle. All mounting hardware and instructions are included.

WARN uses computer-aided manufacturing and design tools to ensure our mounting kits fit your vehicle. The mounting kits are laser cut to the exact dimensions, shaped on a computer-controlled press brake, and robotically welded for consistency.



SEE APPLICATION CHARTS IN THE BACK OF THE CATALOG FOR SPECIFIC PART NUMBERS.

### Multi-Mount System For ATVs and Side X Sides

If your ATV or Side x Side has a 1¼" or 2" Class I front or rear receiver, then the Multi-Mount carrier is a versatile way to mount a WARN winch. Plus, it allows you to quickly remove the winch whenever you want.

The Multi-Mount works by simply bolting a WARN winch to the carrier, installing the Quick Connect wiring kit, and inserting the carrier into the receiver.



To assemble the system, order the winch, carrier and wiring kit. Go to



## WARN EPIC ACCESSORIES

Featuring a Warn-exclusive 12-stage coating process; utilizing e-coat and powder coatings, these market leading accessories deliver visual appeal, improved impact-resistance and a longer wear cycle than standard winch accessories.

### Epic Tree Trunk Protector

The WARN Epic Tree Trunk Protector Strap is designed to help protect a live tree from damage during winching operations and self-recovery situations. The strap is constructed of premium quality nylon with an encased red warning marker to indicate damaged webbing. Plus, end loops are reinforced with durable ring connectors and e-coated and powder coated for premium protection against wear and abrasion. The 1" x 8' Tree Trunk Protector is rated to 7,200 lbs.

**PN 92094** 1" x 8' (2.5cm x 2.4m)  
Rated to 7,200 lbs. (3266 kg)



### Epic Shackle

The Epic Shackle provides a means for connecting the looped ends of cables, straps, and snatch blocks. The shackle's pin is threaded to allow easy removal. Rated for 5,000 lb. capacity winches and under.

**PN 92092** 1/2" (12.7mm) shackle with 5/8" (15.9mm) pin diameter For 5,000 lb. (2268 kg) capacity winches and under.



### Epic Winch Hook

The WARN Epic Winch Hook provides maximum protection and reliability against wear and abrasion. It's also been uniquely designed with a built-in beverage opener. The hook is rated for 5,000 lb. capacity winches and under.

**PN 92089**  
For 5,000 lb. (2268 kg) capacity winches and under



### Epic Snatch Block

Able to accept both wire and synthetic rope, the Epic Snatch Block is reliable, durable, and ready for action. When used properly, the multi-purpose snatch block can double the pulling power of any winch or change your pulling direction without damaging the rope. It also helps to reduce heat buildup and amp draw during recovery. Rated for 5,000 lb. winch capacities and under.

**PN 92097**  
Rated to 5,000 lbs. (2268 kg) winch capacity and under



### Light Duty Winching Accessory Kit

Double your pulling power, change your pulling direction, and keep your winch in proper working order. Accessory Kit includes 1/2" (12.7mm) shackle, 9,000 lbs. (4082 kg) maximum capacity snatch block, and two 1" x 8' (25.4mm x 2.4m) tree trunk protectors and WARN winching gloves. It all comes in a heavyweight denier carry bag.

**PN 88915**



### Tree Trunk Protector

1" x 8' (25mm x 2.4m) load strap. Rated to 6,400 lbs. (2903 kg) **PN 88896**

### Winch Cover

Made of durable, tight-fitting neoprene; resists water and cracking

**PN 71072** For RT/XT 15 and 1.5ci winches

**PN 71980** ProVantage 2500 and 3500, Vantage 2000 and 3000, RT/XT 25 and 30, 2.5ci, 3.0ci

**PN 71975** For ProVantage 3500 and 4500, Vantage 4000, RT40, XT40 and 4.0ci



### Wireless Control System

- Control your winch from up to 50' away
- Easy plug-and-play installation
- Sealed for protection against the elements
- Activation sequence guards against accidental power-ups
- Kit includes wireless transmitter, receiver, holster, lanyard and mounting hardware

**PN 90288** For Powersports Winches. Works with WARN 1.5ci, 2.5ci, 3.0ci; XT/RT; and WARN ProVantage/Vantage winches.



### Replacement Contactor

**PN 76429** For ProVantage 4500/4500-S, ProVantage 3500/ 3500-S, Vantage 4000/4000-S,

**PN 63070** For ProVantage 2500, ProVantage 2500-S

**PN 89564** For Vantage 3000, Vantage 3000-S, Vantage 2000, Vantage 2000-S



### Winch Upgrade Kit

Converts the WARN A2000 to the WARN 2.5ci ATV winch. Comes with contactor, Express Install wiring, and mini-rocker control switch. **PN 63990**

### Snatch Block

Assists in double-lined and angled pulls. Rated to 9,000 lbs. (4082 kg) capacity and under

**PN 88898**



### Shackle

For 4,500 lbs. (2041 kg) capacity winches and under. 1/2" (12.7mm) shackle with 5/8" (15.9mm) diameter pin. **PN 88998**



### Light Weight Rigging Strap

1" x 8' (25mm x 2.4m) For anchoring and lashing to vehicles, trees, and rocks, while protecting your bike and anchor point. Rated to 2,000 lbs. (907 kg) **PN 88894**



### Receiver Shackle Bracket

Utilizes a 1/4" Class I receiver as a recovery or pulling point.

**PN 62041** Includes bracket, hitch pin and shackle. **PN 88998** Shackle only.



### Mini-Rocker Control Switch With Integrated Socket

Kit allows you to plug in a corded remote directly into the mini-rocker switch—no need to drill and install the socket. Includes mini-rocker switch with socket, corded remote, and all necessary hardware.

**PN 80588, PN 80958** Replacement--remote only



### Remote Control Upgrade Kit

Everything needed to add a hand-held remote control to your RT/XT 25 series or RT/XT 15 series, 2.5ci or 1.5ci winches. Includes remote control, socket, and wiring.

**PN 64259** Complete kit, described above  
**PN 64849** Replacement--remote only



## Roller Fairlead

Reduces excessive wear on your winch rope and aids in angled pulls.



**PN 28929** Replacement for Vantage 2000 and 3000, RT/XT 25, 30 series, A2500, 2.5ci, or 3.0ci winches. Upgrade from hawse fairlead on RT/XT15 series, A2000, or 1.5ci winches.



**PN 29256** Replacement fairlead for Vantage 4000, RT/XT40 or 4.0ci winches.

**PN 69373** Replacement fairlead for ProVantage 2500 and 3500.

**PN 82550** Replacement fairlead for ProVantage 4500.

## Hawse Fairleads

Designed to be used with synthetic rope, and to decrease the possibility of fraying. Replacements available for both ProVantage and Vantage winches.



**PN 94245** Replacement for ProVantage 4500-S. Cast aluminum construction with durable black powdercoat and polished aluminum surfaces. 7.37" wide.

**PN 94243** Replacement for ProVantage 3500-S and 2500-S. Cast aluminum construction with durable black powdercoat and polished aluminum surfaces. 6.25" wide.

**PN 94244** Replacement fairlead for Vantage 4000-S. Cast aluminum construction with durable black powdercoat finish. 7.37" wide.

**PN 94242** Replacement fairlead for Vantage 2000-S and 3000-S. Cast aluminum construction with durable black powdercoat finish. 6.25" wide.

## STEEL VS. SYNTHETIC WINCH ROPE

WARN Vantage and ProVantage winches are available with either steel rope or synthetic rope. But which one is right for you? Let's look at some of the features and benefits of both.

Steel rope is extremely durable, abrasion resistant, and is good for utility applications where the line may contact objects like stumps, rocks, and other things that rub against the rope. Of course it's still a good choice for vehicle recovery, and has been used for decades by enthusiasts and workers alike. However, steel rope is heavier and less flexible than synthetic line. Steel rope is also less expensive than synthetic rope.

Synthetic rope is strong, lightweight, easy to handle, and it'll even float on water making it great for vehicle recovery. Synthetic rope is more prone to damage by abrasion, and requires the use of the included abrasion sleeve when the rope comes into contact with an object. Additionally, synthetic rope should be inspected regularly for ultraviolet (UV) wear and is more expensive than steel rope. However, it's a great choice for those who are looking to keep weight down, push the limits with their vehicle, and use the winch frequently.



## Synthetic Rope For Powersports Winches

Strong, lightweight, and easy-to-handle synthetic winch rope. Available in a variety of lengths and diameters. Includes sliding wear sleeve.

WINCH MODEL	PART NUMBER	ROPE INFORMATION		ROPE PART NUMBERS	
		LENGTH	DIAMETER	WIRE	SYNTHETIC
ProVantage 2500	90250	50' (15.2m)	3/16" (4.8 mm)	60076	
ProVantage 2500-s	90251	50' (15.2m)	3/16" (4.8 mm)		73599
ProVantage 3500	90350	50' (15.2m)	3/16" (4.8 mm)	60076	
ProVantage 3500-s	90351	50' (15.2m)	3/16" (4.8 mm)		73599
ProVantage 4500	90450	55' (15.2m)	7/32" (5.6 mm)	68851	
ProVantage 4500-s	90451	55' (16.8m)	7/32" (5.6 mm)		77835
Vantage 2000	89020	50' (15.2m)	5/32" (3.9 mm)	89561	
Vantage 2000-s	89021	50' (15.2m)	5/32" (3.9 mm)		89563
Vantage 3000	89030	50' (15.2m)	3/16" (4.8 mm)	60076	
Vantage 3000-s	89031	50' (15.2m)	3/16" (4.8 mm)		73599
Vantage 4000	89040	55' (15.2m)	7/32" (5.6 mm)	68851	
Vantage 4000-s	89041	55' (16.8m)	7/32" (5.6 mm)		77835

## Synthetic Rope Conversion Kit

For use with all WARN ATV winches with aluminum drums. Includes synthetic rope, rock guard sleeve and roller fairlead.

**PN 72128** For ProVantage 2500 and 3500, Vantage 2000 and 3000 - 50' (15.2m) of 3/16" (4.8 mm) diam.

**PN 77835** For ProVantage 4500, and Vantage 4000 - 50' (15.2m) of 7/32" (5.6 mm) diam.



## Synthetic Rope Extension

Includes lightweight 1/4" (6.4 mm) diameter rope, which attaches to the winch cable for an additional 50' of distance. 4,000 lb. (1814 kg) single line capacity.

**PN 69069**



## **WARN PLOWS FOR ATVS AND SIDE X SIDES: HEAVY GAUGE, HEAVYWEIGHT HITTERS THAT PUSH THE LIMITS**

Whether you're plowing a snow-clogged driveway in Idaho, or pushing animal feed in Iowa, WARN plows stand up to rugged use as only WARN products can.

For ATVs, choose from WARN ProVantage or Standard Plow Systems. With ProVantage you get the highest performance, exceptional control, and outstanding durability – plus the choice of a front or center mounting option. For lighter-duty, intermittent use there's the WARN Standard Plow System. This center-mount plow system delivers reliable, workhorse performance at a very reasonable price.

Side X Side owners can equip their vehicle for snow season with the WARN ProVantage Plow System for Side X Sides. With rapid front connection, durable construction, and top quality, it's engineered to perform. And with a variety of useful, innovative accessories, it's the most complete plow system money can buy.



## PROVANTAGE FRONT-MOUNT ATV PLOW SYSTEM



### Front-Connection Advantages:

- Easy-on, easy-off rapid connection system is located at the front of the vehicle-no need to crawl under the ATV
- No need to remove mount during non-plowing seasons; no reduction in ground clearance
- Front-mount systems offer the highest blade lifting capability



① **Tapered Plow Blade\***  
PN 80954 (54")  
PN 80960 (60")

② **Plow Base/Push Tube**  
Assembly (front mount)  
PN 92100

③ **Plow mounting kit**  
See application charts for  
part numbers

④ **ProVantage winch**  
(Optional. Choose from winch or  
Plow Lift)

⑤ **ProPivot**  
Optional part. Rotate your plow  
blade up to 28 degrees at the push  
of a button.  
PN 88700 For ProVantage ATV

⑥ **Plow HD Mounting**  
(Optional part. Increase the  
durability of your mounting  
points)  
PN 85243 (Standard mount)  
PN 85244 (Offset mount)


⑦ **Plow HD Wear Bar**  
(Optional. Wear-form steel  
construction lasts up to 30%  
longer)  
PN 84054 (54")  
PN 84060 (60")

⑧ **Blade Side Wall**  
(Optional. For tapered  
blade. Control snow run off)  
PN 70880

⑨ **Plow Markers**  
(Optional. 2' high antenna)  
PN 67679

\* Straight blades are also compatible with the front-mount system:  
PN 78950 (50"), PN 78954 (54"), PN 78960 (60")

## PROVANTAGE CENTER-MOUNT ATV PLOW SYSTEM



### Center-Connection Advantages:

- Center-mount adds rigidity and extra stability to the ATV during plowing operations
- Designed for high ground clearance and quick installation or removal



① **Straight Plow Blade\***  
PN 78950 50" Blade  
PN 78954 54" Blade  
PN 78960 60" Blade

② **Plow Base/Push Tube**  
Assembly (center mount)  
PN 78100

③ **Plow mounting kit**  
See application charts  
for part numbers

④ **ProVantage winch**  
(Optional. Choose from  
winch or Plow Lift)

⑤ **Plow Pulley**  
(Optional. Provides better control of  
plow blade by doubling the lifting  
advantage)  
PN 84526

⑥ **Snow Control Flap**  
(Optional. Controls snow kick back)  
PN 67870

⑦ **Plow HD Wear Bar**  
(Optional. Wear-form steel  
construction lasts up to 30%  
longer)  
PN 84050 (50")  
PN 84054 (54")  
PN 84060 (60")

⑧ **Blade Side Wall**  
(Optional. For straight  
blade. Control snow run off)  
PN 80607

⑨ **Plow Markers**  
(Optional. 2' high antenna).  
PN 67679

\* Tapered blade is also compatible with the center-mount system:  
PN 80954 (54"), PN 80960 (60")

## WARN STANDARD PLOW SYSTEM FOR ATVS

### Reliable Performance at a Very Competitive Price

The WARN Standard Plow System gives you everything you need in a ATV plow, and nothing you don't. This basic system is perfect for lighter-duty, intermittent use. Available in center-mount only, the WARN Standard Plow System gives you a choice of 48, 54 or 60" wide straight blades. The system is available for most ATV models.



- ① **Standard Plow Blade**  
PN 86766 48" Blade  
PN 86768 54" Blade  
PN 86772 60" Blade
- ② **Standard Plow Base/Push Tube Assembly**  
PN 86528
- ③ **Plow mounting kit**  
See application charts for part numbers
- ④ **Plow Lift**  
PN 84600  
(Optional. Choose from Plow Lift or winch)

### Optional Accessories and Upgrades For Your Standard Plow System

 <p><b>Plow Markers</b> 2' high antenna PN 67679</p>	 <p><b>Snow Control Flap</b> Flexible rubber top flap controls snow (cut to size) PN 67870 (60")</p>	 <p><b>Plow Lift Rope</b> 8' of durable synthetic rope. Temporarily replaces your wire rope for plow season and saves wear and tear PN 68560</p>	 <p><b>Plow Skids</b> For Standard straight blade PN 69212</p>	 <p><b>Roller Fairlead For Plow Lifting</b> Larger diameter roller reduces wear on rope PN 69373 (fits WARN ATV winches 2000-3500 lbs)</p>	 <p><b>Plastic Wear Bar</b> Excellent on concrete/brick PN 67860 (48") PN 67861 (54") PN 67862 (60")</p>
 <p><b>Blade Side Wall</b> Control run off of snow and other materials. Made of heavy duty steel PN 70880</p>	 <p><b>Steel Wear Bar</b> Replacement part for standard steel wear bar PN 39416 (48") PN 39415 (54") PN 62601 (60")</p>				

## PROVANTAGE SIDE X SIDE PLOW SYSTEM

### Rapid Connection, Durable Construction, and Top Quality








Get your Side x Side ready for plowing with the WARN ProVantage Plow System. The system has been engineered from the ground up and extensively tested to give the product years of service, so you and your vehicle can plow season after season.

The ProVantage Side x Side Plow System has the same rapid connection system as the ATV system, but it uses a big Side x Side specific 72" plow blade to move material. Just add the Side x Side plow base, a winch, pick your accessories of choice, and you're ready to get to work.



- ① **72" Straight Plow Blade**  
PN 79958
- ② **Plow Base/Push Tube Assembly**  
(includes pulley kit) PN 79805
- ③ **Plow mounting kit**  
See application charts for part numbers
- ④ **ProVantage winch**

### Optional Accessories and Upgrades For Your Side x Side Plow System

 <p><b>Blade Side Wall</b> Control snow run off PN 80607</p>	 <p><b>Plow Lift Rope</b> 8' of durable synthetic rope. Temporarily replaces your wire rope for plow season and saves wear and tear PN 68560</p>	 <p><b>Plow HD Skids</b> • Wear-form steel construction • Outlast standard skids by up to 30% PN 85368 for 72" blade</p>	 <p><b>Plow Limit Control</b> • Extends plow system life • Protects your vehicle from impact and stops "over raised" conditions Allows you to fine tune system for a variety of stop positions PN 85950 for UTV</p>	 <p><b>Plow HD Wear Bar</b> • Wear-form steel construction • Lasts up to 30% longer than standard wear bars PN 85287 (72")</p>
 <p><b>Plow Slack Control</b> • Extend the life of your plow system and winch rope • Eliminates winch overrun when lowering the plow (also corrects cable tangles) PN 85888 (for UTV)</p>	 <p><b>Roller Fairlead For Plow Lifting</b> Larger diameter roller reduces wear on rope PN 82550 (fits WARN winches 4000-4500 lbs)</p>			

## WARN PLOW ACCESSORIES



### 1. Plastic Wear Bar

Made of ultra-high molecular weight plastic (UHMW), these bars are reversible—just flip it when worn. Saves wear on the plow blades, and are excellent on concrete/brick.

**PN 80860** (50"), **PN 67861** (54"), **PN 67862** (60")

### Steel Wear Bar (not pictured)

**PN 39416** (48"), **PN 80608** (50"), **PN 39415** (54"), **PN 62601** (60")

### 2. Plow Skids

For ProVantage straight and tapered blade.

**PN 80475** (Note: for 50" blade, use PN 69212)

For Standard straight blade. **PN 38330**

### 3. Plow Lift Rope

Uses 8' section of durable synthetic rope. Temporarily replaces your wire rope for plow season and saves wear and tear. Stands up to repeated, sharp angle pulls used to lift heavy plow blade. **PN 68560**

### 4. ATV Plow Markers

These 2' high antenna have red rubber tips for visibility; great for use in deep snow. **PN 67679**

### 5. Roller Fairlead For Plow Lifting

For use with winches that raise and lower a plow blade. Larger diameter roller reduces wear on rope. **PN 69373**, **PN 82550** (RT/XT40)

### 6. Snow Control Flap

Made of flexible rubber, this top flap controls snow kick back and keeps snow on the ground. Fits all WARN ATV plows (cut to size). **PN 67870** (60")

### 7. Blade Side Wall

Control run off and get scoop-like control of snow and other materials. Helps to gather material before depositing. Made of heavy duty steel.

**PN 80607** Straight blades. Can be mounted on either side

**PN 70880** Tapered blades

### Plow Lift

Effortlessly lifts your plow without needing to use your winch. Screw-drive system is compact and easy to install. Works with all WARN plow systems, new or old.

**PN 84600**




## ProVantage Upgrades: Increase the Durability and Performance of Your System

### Plow HD Wear Bar

- Wear-form steel construction
- Lasts up to 30% longer than standard wear bars

**PN 84050** (50")  
**PN 84054** (54")  
**PN 84060** (60")  
**PN 85287** (72")



### Plow HD Skids

- Outlast standard skids by up to 30%
- Wear-form steel construction

**PN 85368**



Note: not for use with 50" blade

### Plow HD Mounting

- Upgrade mounting points
- Wear-form steel construction
- Increase the durability of your mounting points
- For front-mount plow only

**PN 85243** ATV (Standard mount)  
**PN 85244** ATV (Offset mount)



### Plow Limit Control

- Protects your vehicle from impact and stops "over raised" conditions
- Allows you to fine tune system for a variety of stop positions
- Extends plow system life
- For front-mount plow only

**PN 85950**

ATV (bucket or plow) and UTV (plow)

**PN 88950** Combo limit-slack control (plow only)



### Plow Slack Control

- Extend the life of your plow system and winch rope
- Eliminates winch overrun when lowering the plow (also corrects cable tangles)

**PN 85742** ATV (Plow only)

**PN 85888** ATV (Bucket only)



## Universal Plow Mount



This versatile non-vehicle-specific plow mount will transform almost any ATV into a plow-ready machine. Compatible with both WARN ProVantage and Standard center-mount push tubes, the Universal Plow Mount provides stability and versatility. Constructed from steel and wearing a durable powder-coated finish, this mount is ideal for seasonal duty and easily attaches to a majority of ATVs.

- Center mounting position for reliable and versatile plow performance
- Low-profile design provides minimal clearance issues
- Ideal for seasonal use
- Includes mounting hardware

**PN 91810**



## ProPivot

The WARN ProPivot™ will rotate your plow blade up to 28 degrees at the push of a button—even under load. Equipped with a powerful motor and designed using a durable split-ring gear train, ProPivot will make quick work of all plowing activities. Improved sealing along with a shock absorbing dampener system makes the ProPivot a must-have when you need superior response and versatile plow performance.

**PN 88700** For ProVantage  
ATV plow systems





**WARN UTILITY PRODUCTS:  
BRINGING YOU MORE WAYS TO GET MORE DONE**

At Warn Industries, you better believe hard work is our core value. What you'll see on these pages is a line-up of labor-saving tools that are destined to change the way you work. From the do-all, innovative PullzAll™ lifting and pulling tool to the innovative Drill Winch, WARN products mean one thing to you: letting one person do the work of two.

**TECH TIP**

**ALWAYS WEAR GLOVES**  
Regardless of whether you have wire rope or synthetic rope, wearing gloves will help protect your hands from potential burrs, rope burn, and other things that could injure your hands.





## WARN CORDED PULLZALL

### Portable Lifting And Pulling Tool

- Lifts or pulls up to 1,000 lbs. (454 kg)
- Replaces old-fashioned come-a-longs and chainfalls
- AC version perfect for use where power is available

When you're in the shop and have access to a power source, just plug in PullzAll and let it help you tackle those labor-intensive chores. Move heavy machinery. Hoist an engine block. Lift a load precisely into place, then nail it, weld it, whatever it. You think up the task, and PullzAll revolutionizes the amount of work one person can do.

PN 885000 (120V)  
PN 885001 (120V CSA)



## WARN CORDLESS PULLZALL

### DC Powered Lifting And Pulling Tool

- Lifts or pulls up to 1,000 lbs. (454 kg)
- Cordless 24V version is great for use in the field
- Includes two rechargeable battery packs (with charger)

When work takes you to more remote locations, bring the mechanical muscle of the portable, cordless PullzAll with you. From tough tasks like pulling pipe to stretching wire fence, you'll come to count on PullzAll to get the job done quickly and effortlessly. Comes with two batteries.

PN 885005



## WARN DRILL WINCH

### Drill-Powered Portable Winch

How do you turn a mere handheld power drill into a portable, versatile pulling tool? With the rugged and easy-to-use WARN Drill Winch. From moving heavy nursery stock, to pulling a rolling load up onto a trailer, the 500 lbs. capacity Drill Winch does the hard-to-handle pulling jobs.

- Lightweight and portable, with a 500 lbs. (227kg) single-line pulling capacity
- Powered by standard portable drill (not included)
- Free-spool clutch makes rigging fast and easy
- Includes 30' (9.1m) of steel rope, integrated hawse fairlead, and rigging hooks (front and rear)

PN 910500



### Rigging Kit

- Carry bag to hold Drill Winch and rigging items
- 5/8" D-shackles
- Two load anchor straps

PN 685014



### SPECIFICATIONS

<b>Switch:</b> Forward/reverse	<b>Brake:</b> Dynamic
<b>Trigger:</b> Variable speed	<b>Steel rope:</b> 7/32" X 15' (6mm X 4.6m)
<b>Power:</b> AC 120V / 230V	<b>Weight:</b> 15 lbs. (6.8 kg)
<b>Wattage:</b> 1200w	<b>Dimensions:</b> 20" L. x 12.50" W. x 13.25" H. (.50m L. x .31m W. x .33m H.)
<b>Load indicator:</b> Electronic, with LED	
<b>Clutch:</b> None	

### SPECIFICATIONS

<b>Switch:</b> Forward/reverse	<b>Clutch:</b> None
<b>Trigger:</b> Variable speed	<b>Brake:</b> Dynamic
<b>Power:</b> 24 volt DC	<b>Steel rope:</b> 7/32" X 15' (6mm X 4.6m)
<b>Wattage:</b> 7200w	<b>Weight:</b> 18 Lbs. (8.2 kg)
<b>Battery:</b> Rechargeable NiMH battery pack (with rapid charger)	<b>Dimensions:</b> 20" L. x 12.50" W. x 13.25" H. (.50m L. x .31m W. x .33m H.)
<b>Load indicator:</b> Electronic, with LED	





## WARN 4700 DC Heavy Puller For Trailers and General Load-Moving

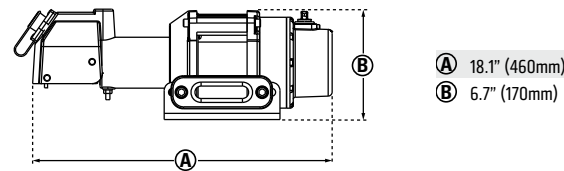
The 4700 DC boasts a ready-for-anything attitude. Bring on the big loads, the big jobs no one wants to tackle. Couple 60' of wire rope with the powerful 3-stage planetary gear train and you've got a peerless load-mover. Pulls up to 4,700 lbs, no problem.

PN 94700

### SPECIFICATIONS

<b>Capacity:</b> 4,700 lbs. (2130 kg) single-line	<b>Brake:</b> Dynamic and mechanical braking
<b>Switch type:</b> Remote with 12' (3.7 m) lead	<b>Steel rope:</b> 1/4" X 60' (18.3 m)
<b>Motor:</b> Permanent magnet	<b>Fairlead:</b> Hawse
<b>HP:</b> 1.9 hp 3.0" Diameter	<b>Electrical leads:</b> 2-6' (1.8 m) X 6 Gauge cable
<b>Power:</b> 12V DC	<b>Weight:</b> 42 Lbs. (19.1 kg)
<b>Gear train:</b> 3-stage planetary	<b>Warranty:</b> Limited one year
<b>Clutch control:</b> Paddle	<b>Replacement Steel Rope:</b> PN 71297

### DIMENSIONS



- A 18.1" (460mm)
- B 6.7" (170mm)

### PERFORMANCE SPECS (first layer)

Lbs. (kg)	Ft./min. (M/min.)	Current	layer/Lbs. (kg)
0 (0)	17.9 (5.5)	47 Amps	1/4700 (2132)
1000 (453.6)	12.8 (3.9)	82 Amps	2/3980 (1805)
2000 (907.2)	10.8 (3.3)	150 Amps	3/3450 (1565)
3000 (1360.8)	8.1 (2.5)	212 Amps	4/3041 (1379)
4000 (1814.4)	5.8 (1.8)	277 Amps	5/2720 (1234)
4700 (2131.9)	4.3 (1.3)	322 Amps	



## WARN 4000 DC Versatile and Powerful. Great For Trailers or the Jobsite

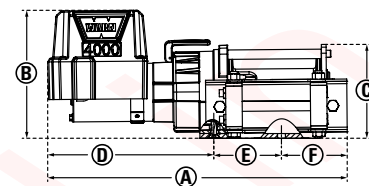
The new 4000 DC has heavy-duty pulling power, perfect for loading a heavy vehicle onto a trailer or winching the big loads at work. With durable steel rope, a roller fairlead, and a sturdy remote control, this winch is ready to go to work.

PN 94000

### SPECIFICATIONS

<b>Capacity:</b> 4000 lbs. (1814 kg) single line	<b>Gear Ratio:</b> 176:1
<b>Switch Type:</b> Remote with 12' (3.7 m) Lead	<b>Brake:</b> Dynamic and mechanical braking
<b>Motor:</b> Permanent Magnet	<b>Steel Rope:</b> 7/32" X 43' (13 m)
<b>HP:</b> 1.9 HP	<b>Fairlead:</b> Roller
<b>Power:</b> 12 volt DC	<b>Electrical Leads:</b> 2 - 6' (1.8 m) x 6 gauge cable
<b>Drum Diameter:</b> 2.375" (6.03 cm)	<b>Warranty:</b> 1 year limited
<b>Gear Train:</b> 3-Stage planetary	<b>Replacement Wire Rope:</b> PN 78987
<b>Clutch:</b> Lever - Multi-Directional	
<b>Hole Pattern:</b> 3 holes	

### DIMENSIONS



- A 15.90" (404.0mm)
- B 6.79" (172.5mm)
- C 4.98" (126.6mm)
- D 8.82" (224.0mm)
- E 3.59" (91.3mm)
- F 3.49" (88.7mm)

### PERFORMANCE SPECS (first layer)

Line Pull Lbs. (kg)	Line Speed Ft./min. (M/min.)	Motor Current	Pull by layer: layer/Lbs. (kg)
0 (0)	7.2 (2.2)	6.7 Amps	1/4000 (1814)
500 (226.8)	6.8 (2.1)	24.1 Amps	2/3410 (1547)
1000 (453.6)	5.7 (1.7)	44.7 Amps	3/3170 (1438)
2000 (907.2)	10.9 (3.3)	180 Amps	4/2950 (1338)
3000 (1360.8)	8.9 (2.7)	210 Amps	
4000 (1814.4)	6.9 (2.1)	240 Amps	

## WARN 2000 DC Ideal For Use On Trailers or Hitch Mounts

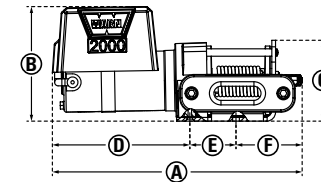
The compact yet powerful WARN 2000 DC utility winch is great for a variety of tasks, whether it's loading a vehicle onto a trailer or simply moving a heavy load at the jobsite. With 2,000 lbs. of pulling capacity, a new easy-to-use clutch lever, and a corded remote, this light-duty winch is big on features and value.

PN 92000

### SPECIFICATIONS

<b>Capacity:</b> 2,000 lbs. (907 kg) single-line	<b>Clutch:</b> Knob, pull and turn
<b>Brake:</b> Self-locking gear train (Rated Load Holding)	<b>Drum Diameter:</b> 1-1/4 in. (3.18 cm)
<b>Switch Type:</b> Remote Control	<b>Fairlead:</b> Hawse
<b>Motor:</b> Permanent Magnet	<b>Hole Pattern:</b> 2 Holes on 3.1" (7.87 cm) center
<b>Steel Rope:</b> 3/16" X 35' (10.7 m)	<b>Gear Ratio:</b> 153:1
<b>HP:</b> 1.6 HP 3.0"	<b>Electrical Leads:</b> 2 - 6' (1.8 m)
<b>Power:</b> 12 volt DC	<b>Weight:</b> 18 lbs. (8.2 kg.)
<b>Gear Train:</b> Split Ring Gear	<b>Warranty:</b> 1 year limited

### DIMENSIONS



- A 13.26" (336.7mm)
- B 6.08" (154.4mm)
- C 4.29" (109.0mm)
- D 7.30" (188.3mm)
- E 2.45" (62.2mm)
- F 3.51" (89.2mm)

### PERFORMANCE SPECS (first layer)

Line Pull Lbs. (kg)	Line Speed Ft./min. (M/min.)	Motor Current	Pull by layer: layer/Lbs. (kg)
0 (0)	7.2 (2.2)	6.7 Amps	1/2000 (907)
500 (226.8)	6.8 (2.1)	24.1 Amps	2/1504 (682)
1000 (453.6)	5.7 (1.7)	44.7 Amps	3/1348 (612)
1500 (680.4)	4.8 (1.5)	72.0 Amps	4/1222 (554)
2000 (907.2)	4.2 (1.3)	80.0 Amps	5/1117 (507)





## WARN 3000 ACI A Plug-In Pulling Powerhouse

With a 3,000 lbs. pulling capacity, a TEFC induction AC motor for a long duty cycle and 100' of 5/16" wire rope, the 3000 ACI is just what you need when you need a heavy-hauling AC-powered winch. The perfect fixed-mount station winch.

PN 93000



## WARN 1500 AC Extra Muscle For The Bigger Shop Chores

The WARN 1500AC delivers 1,500 lbs. (680kgs) of AC-powered pulling capacity. A powerful 0.8-horsepower permanent magnet motor, industrial planetary gearing, and all-metal housing provide smooth, reliable pulling power. A vented motor end cap and externally serviceable brushes provide improved motor cooling, extended run time and motor life. Includes a 10-foot (3m) power cord, 43-feet of 3/16" diameter steel rope, and a sealed pendant remote with 10-foot (3m) lead.

PN 85330

## WARN 1000 AC Ac Pulling Power For Shops And Indoor Worksites

Ideal for use anywhere 120-Volt AC power is available, the WARN® 1000AC winch delivers 1,000 lbs. of pulling capacity. 43' of wire rope, a long duty cycle and legendary WARN durability make this a tool you can rely on to get the job done.  
PN 80010



### SPECIFICATIONS

<b>Capacity:</b> 1,000 lbs. (454 kg) single-line	<b>Drum diameter/length:</b> 2.0"/3.3" (52mm/84mm)
<b>Motor:</b> 120V AC, 0.8 hp (600W) permanent magnet	<b>Rope:</b> Galvanized steel wire, Ø 3/16" x 43' (Ø 4.8mm x 13.1 m)
<b>Power:</b> 120V AC, GFCI	<b>Length:</b> 15.42" (39.2cm)
<b>Controls:</b> Pendant remote	<b>Drum diameter:</b> 2.0" (52mm)
<b>Gear train:</b> Planetary, differential planetary	<b>Fairlead:</b> Hawse
<b>Gear ratio:</b> 261:1	<b>Power:</b> 120V AC, GFCI
<b>Clutch (freespool):</b> Pull and turn	<b>Duty cycle:</b> Intermittent
<b>Brake:</b> Self braking transmission	<b>Finish:</b> Powder-coat
<b>Warranty:</b> 1 year limited	<b>Mounting bolt pattern:</b> 3.1" x 2.5" (78.8mm x 63.5mm)
	<b>Weight:</b> 26.5 lbs (12.0 kg)

### PERFORMANCE SPECS (first layer)

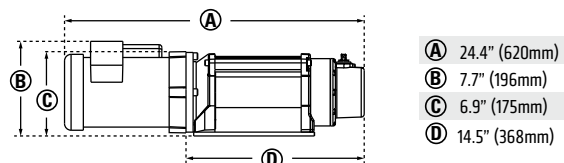
Line Pull Lbs. (kg)	Line Speed FT./min (M/min.)	Motor Current (At 120V AC)
0 (0)	9.6 (2.9)	.6 Amps
250 (113.4)	8.4 (2.6)	1.6 Amps
500 (226.8)	7.6 (2.3)	2.8 Amps
750 (340.2)	6.7 (2.0)	4.1 Amps
1000 (453.6)	6.1 (1.9)	5.4 Amps

Above performance specs are based on first layer of drum

### SPECIFICATIONS

<b>Capacity:</b> 3,000 Lbs. (1361 kg) single line	<b>Brake:</b> Dynamic and mechanical braking
<b>Switch type:</b> Drum switch/station type	<b>Steel rope:</b> 5/16" X 100' (30.5 m)
<b>Motor:</b> TEFC induction AC motor	<b>Fairlead:</b> None
<b>HP:</b> 0.7 hp 56C	<b>Electrical leads:</b> None
<b>Power:</b> 115/230 volt	<b>Weight:</b> 76 lbs. (34.5 kg)
<b>Gear train:</b> 3-stage planetary	<b>Warranty:</b> Limited one year
<b>Clutch (freespool):</b> Paddle	<b>Replacement steel rope:</b> PN 27110

### DIMENSIONS



### PERFORMANCE SPECS (first layer)

Line Pull Lbs. (kg)	Line Speed Ft./min. (M/min.)	Motor Current	Pull by layer: layer/Lbs. (kg)
0(0)	12.2(3.7)	9.1 Amps	1/3000(1361)
1000(453.6)	8.8(2.7)	11.0 Amps	2/2700(1225)
1500(680.4)	8.8(2.7)	12.7 Amps	3/2460(1116)
2000(907.2)	8.6(2.6)	14.8 Amps	4/2250(1021)
2500(1134)	8.5(2.6)	17.7 Amps	5/2070(939)
3000(1360.8)	8.1(2.5)	20.9 Amps	

### SPECIFICATIONS

<b>Capacity:</b> 1,500 lbs. (680 kg) single-line	<b>Drum diameter/length:</b> 2.0"/3.3" (52mm/84mm)
<b>Motor:</b> 120V AC, 0.8 hp (600W) permanent magnet	<b>Rope:</b> Galvanized steel, Ø 3/16" x 43' (Ø 4.8mm x 13.1 m)
<b>Power:</b> 120V AC, GFCI	<b>Length:</b> 15.42" (39.2cm)
<b>Controls:</b> Pendant remote	<b>Drum diameter:</b> 2.0" (52mm)
<b>Gear train:</b> Planetary, Differential Planetary	<b>Fairlead:</b> Roller
<b>Gear ratio:</b> 261:1	<b>Power:</b> 120V AC, GFCI
<b>Clutch (freespool):</b> Pull and turn	<b>Duty cycle:</b> Intermittent
<b>Brake:</b> Self braking transmission	<b>Finish:</b> Powder-coat
<b>Warranty:</b> 1 year limited	<b>Mounting bolt pattern:</b> 3.1" x 2.5" (78.8mm x 63.5mm)
	<b>Weight:</b> 28 lbs. (12.7 kg)

### PERFORMANCE SPECS (first layer)

Line Pull Lbs. (kg)	Line Speed FT./min (M/min.)	Motor Current (At 120V AC)
0 (0)	10.9 (3.3)	.7 Amps
250 (113.4)	8.8 (2.7)	1.9 Amps
500 (226.8)	8.0 (2.4)	3.3 Amps
750 (340.2)	6.9 (2.1)	4.8 Amps
1000 (453.6)	6.1 (1.9)	6.5 Amps
1250 (567)	5.5 (1.7)	8.2 Amps
1500 (680.4)	4.9 (1.5)	9.9 Amps

Above performance specs are based on first layer of drum



## PULLZALL ACCESSORIES



### Pullzall Rigging Kit

- Carry bag designed to hold PullzAll and rigging items
  - 5/8" D-shackles
  - Two load anchor straps
- PN 685014

### Pullzall Battery

24V NiMH pack for the cordless PullzAll. Perfect for use as a spare and as a direct-replacement unit.

PN 685013

### Pullzall Rigging Cable

Galvanized aircraft steel rope with loop on both ends allows you to hook up to another sharp object for an anchor point. Sold in packs of six.

- PN 83362 10" (25.4cm) length
- PN 83361 24" (61cm) length



### Pullzall 12V Charger

For use with cordless PullzAll, this product plugs into the accessory/cigarette lighter of your automobile and will charge the 24V NiMH battery.

PN 685012



## UTILITY WINCH ACCESSORIES

### Wireless Winch Control System

The WARN Wireless Control System lets you remotely control your WARN winch from up to 50' (15.2m) away. The new system is plug-and-play: It simply plugs in where you'd normally attach your corded remote—no wiring, no hassle. Weatherproof transmitter has two large buttons making it easy to operate, even while wearing gloves.

- Two-color LED provides clear operator feedback
- Control your winch from up to 50' (15.2m) away
- Easy plug-and-play installation
- Sealed for protection against the elements
- Kit includes wireless transmitter, receiver, holster, lanyard and mounting hardware

PN 90287 Works with all five-wire truck winches and WARN 4000 DC and 4700 DC utility winches



### Portable Anchor Plate

- Mounting platform for WARN Utility winches
- Allows the winch to be portable and anchored to a variety of objects

PN 70770

### Quick Connect Plugs

- Allows for convenient connect/disconnect to the battery power source

PN 22680



### Utility Winch Rigging Kit

- Snatch block, rated to 7,000 lbs. (3175 kg)
- 5/8" (16mm) D-shackles
- Load/anchor strap rated to 14,400 lbs. (6532 kg)
- Nylon soft carrying case

PN 70792



### Remote Control

- Replacement remote control for WARN 4000 and 4700 winches with a 30' (9.1m) lead

PN: 69175



### Roller Fairlead

- Assists in guiding the wire rope onto the winch drum
- Upgrade for WARN 1700/4700 winches
- Extends wire rope life

• PN 64952



### Neoprene Winch Covers

Keep your WARN winch looking new with these Neoprene winch covers. Made from durable, form-fitting Neoprene, these covers provide protection from flying stones, road debris, and the elements.

- Elastic cover stretches over winch and resists flapping—no cords or straps
- UV protectant spray included to prolong the life of the winch cover

PN 91423 Fits DC1700, 2000DC

PN 91424 Fits DC3700, 4000DC

PN 91425 Fits DC4700



### Hitch Adaptor

- Use to mount WARN Utility winches
- Mounts to 2" Class III receiver
- Black powder-coat finish
- Hitch pin included

PN 68531






## INDUSTRIAL PRODUCTS: WHEN IT'S ALL ON THE LINE, TRUST ONE NAME: WARN

Why should you care that WARN makes a wide array of high-performance, long-cycle winches for the Industrial and Severe Duty worlds? Because it's further proof that WARN meets all challenges head-on. From tireless hydraulic winches, to efficient electric winches and reliable hoists—they pass our rigorous tests and standards to make sure they meet global ones. And then perform when you need them most.



## WARN HYDRAULIC PLANETARY GEAR WINCHES

For hydraulic winching applications, no product performs better than a WARN® Industrial winch. Powerful hydraulic motors allow for extended duty. Hardened steel gear trains deliver efficient and reliable operation plus fast line speeds. Like their electric cousins, these products comply with worldwide quality and safety standards.



### SERIES 30XL

For heavy tow, utility and trailer applications.

- PN 77880 (Standard Drum, Manual Clutch)
- PN 77900 (Standard Drum, Air Clutch)
- PN 77890 (Long Drum, Manual Clutch)
- PN 75990 (Long Drum Air Clutch)

### SERIES 20XL

Great for carriers, trailers, or severe-duty applications.

- PN 74750 (Standard Drum, Air Clutch)
- PN 77550 (Standard Drum, Manual Clutch)
- PN 77560 (Long Drum, Air Clutch)
- PN 77570 (Long Drum, Manual Clutch)

### SERIES XL-LP WINCHES

For systems that operate below 3,000 psi.

- PN 78970 (20XL-LP, Standard Drum, Air Clutch)
- PN 78980 (20XL-LP, Standard Drum, Manual Clutch)
- PN 79210 (20XL-LP, Long Drum, Air Clutch)
- PN 79220 (20XL-LP, Long Drum, Manual Clutch)
- PN 80508 (30XL-LP, Standard Drum, Air Clutch)
- PN 80509 (30XL-LP, Standard Drum, Manual Clutch)
- PN 80510 (30XL-LP, Long Drum, Air Clutch)
- PN 80511 (30XL-LP, Long Drum, Manual Clutch)

### SERIES 30XL 2-SPEED

Fast no-load line retrieval. Winching capacity up to 30,000 lbf. (13608 kgf)

- PN 81617 (Long Drum, Air Clutch, Low-Pressure, 2-speed)
- PN 82710 (Long Drum, Air Clutch, 2-speed)

### SERIES 18

Winching capacity up to 18,000 lbf. (8165 kgf)

- PN 74125 (Anti-Clockwise)

### SERIES 15

Winching capacity up to 15,000 lbf. (6804 kgf)

- PN 65931 (Anti-Clockwise)

### SERIES 12

Perfect for most tow, utility and trailer applications. Winching capacity up to 12,000 lbf. (5443 kgf)

- PN 30285 (Anti-Clockwise, 4.8 gpm)
- PN 30286 (Clockwise, 4.8 gpm)

### SERIES 9

Winching capacity up to 9,000 lbf. (4082 kgf)

- PN 30281 (Anti-Clockwise, 4.9 gpm)
- PN 30282 (Clockwise, 4.9 gpm)
- PN 30279 (Anti-Clockwise, 3.0 gpm)

### SERIES 6

Winching capacity up to 6,000 lbf. (2722 kgf)

- PN 33445 (Anti-Clockwise)

## DC ELECTRIC PLANETARY GEAR WINCHES

For electrically powered applications, WARN Industrial offers a comprehensive line of products to meet or exceed your expectations. All electric winches feature heavy-duty 12- or 24-volt series-wound industrial motors and hardened steel three-stage planetary gear trains that provide efficient and reliable operation. Every WARN Industrial planetary winch complies with the world's most stringent standards, including SAE J706 and NFPA.

### SERIES 18 DC

Heavy pulling power up to 18,000 lbf. (8165 kgf)

- PN 72005 (24V Motor)

### SERIES 15 DC

12 or 24v electric winch pulls up to 15,000 lbf. (6804 kgf)

- PN 66032 (12V Motor)
- PN 65932 (24V Motor)
- PN 91054 (12V, Spydura Pro Rope)
- PN 91053 (12V, Spydura Pro Max Rope)

### SERIES 12 DC

Industrial electric winch pulls up to 12,000 lbf. (5443 kgf)

- PN 30289 (12V Motor)
- PN 30290 (24V Motor)
- PN 91044 (12V, Spydura Pro rope)
- PN 91043 (12V, Spydura Pro Max rope)

### SERIES 9 DC

Industrial grade winch pulls up to 9,000 lbf. (4082 kgf)

- PN 30283 (12V Motor)
- PN 30284 (24V Motor)
- PN 91034 (12V, Spydura Pro Rope)
- PN 91033 (12V, Spydura Pro Max Rope)



## SEVERE DUTY WINCHES

Proven in the harshest situations imaginable, WARN Severe Duty winches are built to stringent standards. Many WARN Severe Duty winches feature contactors and motors that are potted in a two-part silicone compound that provides total protection from water intrusion. A high grade, chemical resistant finish offers the ultimate in corrosion resistance while a powerful series-wound motor with thermal protection and overload interrupt switch provides unmatched performance and durability for today's customer.



### SEVERE DUTY 18

24V electric self-recovery winch.

**Part numbers:** Contact Warn Industries customer service for application assistance

### SEVERE DUTY 12 DEEP FORDING

Built to stringent standards.

**Part numbers:** Contact Warn Industries customer service for application assistance

## PLANETARY GEAR HOISTS

WARN Industrial hoists combine the performance of heavy duty motors with hardened steel planetary gear trains to provide optimum power in lifting operations. DC electric hoists are available with 12V and 24V motors while hydraulic hoists work with all hydraulic systems. All WARN hoists comply with the world's most stringent standards.



### DC4000

DC electric hoist lifts up to 4,000 lbf. (1815 kgf)  
**PN 89833** (12V)  
**PN 90124** (24V)

### DC3000

DC electric hoist lifts up to 3,000 lbf. (1361 kgf)  
**PN 85251** (12V)  
**PN 63897** (12V CCW)  
**PN 85252** (24V)

### DC2500

DC electric hoist lifts up to 2,500 lbf. (1134 kgf)  
**PN 74396** (12V)  
**PN 78355** (12V, CCW)

### DC2000 LF

DC electric hoist lifts up to 2,000 lbf. (907 kgf)  
**PN 70469** (12V)  
**PN 85160** (24V)

### DC2000 MF

Mid-frame DC electric hoist lifts up to 2,000 lbf. (907 kgf)  
**PN 63899** (12V)  
**PN 85190** (24V)

### DC1600

DC electric hoist lifts up to 1,600 lbf. (726 kgf)  
**PN 33503** (12V)  
**PN 85159** (24V)

### DC1200

Midsize hoist lifts up to 1,200 lbf. (544 kgf)  
**PN 64254** (12V)  
**PN 85250** (24V)

### DC1000

DC electric hoist lifts up to 1,000 lbf. (454 kgf)  
**PN 82469** (12V)  
**PN 84350** (12V Short Drum)  
**PN 82970** (24V)

### DC800

Compact hoist lifts up to 800 lbf. (363 kgf)  
**PN 82467** (12V)  
**PN 82468** (24V)

### HY3000

Hydraulic hoist lifts up to 3,000 lbf. (1361 kgf)  
**PN 36949**  
**PN 36948** (CCW)

### HY2000

Compact hydraulic hoist lifts up to 2,000 lbf. (907 kgf)  
**PN 68032**

## TRUCK/SUV PRODUCT APPLICATIONS BY VEHICLE MAKE AND MODEL

Application listing is current as of April 2017. Warn Industries is constantly developing new applications. If you can't find your vehicle listed here, call WARN customer service for the latest applications.

### CONTENTS:

Chevrolet, GMC .....	122-124	International Harvester .....	129	Mazda .....	131
Dodge/Ram .....	125-126	Isuzu .....	129	Nissan .....	132
Ford .....	127-129	Jeep .....	130-131	Suzuki .....	132
Hummer .....	129	Kia .....	131	Toyota.....	132-133



**MOUNTING SYSTEMS FOOTNOTES:**

(V) 20'/6m Power Lead (PN 32963) or 24'/8m Power Lead (PN 32966) required for winching from rear

(31) Not compatible when installing M8274-50 winch

**MOUNTING SYSTEMS**

**'16-17 SILVERADO 1500, 2WD & 4WD**

**Gen II Trans4mer**

Bracket Kit (Required).....98400

Winch Mount Plate; Mid-Frame; Black (PowerPlant 9.5 & 12, ZEON, 9.5cti, 9.5xp, XD9i, XD9, M8, VR12, VR10, VR8).....88240

Grille Guard Kit, Black.....92001

Headlamp Guard Kit, Black.....98855

Light Bar Kit, Black (31).....80143

Receiver Kit, Black.....80149

**Ascent front bumper** (ZEON, 9.5cti, 9.5xp, XD9i, XD9, M8, VR12, VR10, VR8).....96730

**Ascent rear bumper**.....96550

**'14-15 SILVERADO 1500, 2WD & 4WD**

**Gen II Trans4mer**

Bracket Kit (Required).....91760

Winch Mount Plate; Mid-Frame; Black (PowerPlant 9.5 & 12, ZEON, 9.5cti, 9.5xp, XD9i, XD9, M8, VR12, VR10, VR8).....88240

Grille Guard Kit, Black.....92001

Headlamp Guard Kit, Black.....91780

Light Bar Kit, Black (31).....80143

Receiver Kit, Black.....80149

**Ascent front bumper** (ZEON, 9.5cti, 9.5xp, XD9i, XD9, M8, VR12, VR10, VR8).....95800

**Ascent rear bumper**.....96550

**'07-13 SILVERADO 1500, 2WD & 4WD**

**Trans4mer** Grille Guard; Black.....75230

Angled Light Bar; Black.....73745

Brush Guard; Black (Three-Bar Wrap Around).....75590

**Trans4mer** Grille Guard; Stainless.....76007

Angled Light Bar; Stainless.....73753

Brush Guard; Stainless (Three-Bar Wrap Around).....75720

Receiver; Black (use with Trans4mer only).....29397

Winch Carrier; Black (PowerPlant 9.5 & 12, ZEON, 9.5cti, 9.5xp, XD9i, XD9, M8, VR12, VR10, VR8).....29394

Winch Carrier; Black (M8274-50 only).....62027

**'03-06, '07 "CLASSIC" SILVERADO 1500, '03-06 AVALANCHE 1500 WITHOUT CLADDING, 2WD & 4WD**

**Trans4mer** Grille Guard; Black.....76139

Angled Light Bar; Black.....73745

Brush Guard; Black (Three-Bar Wrap Around).....65340

Receiver; Black (use with Trans4mer only).....29397

Winch Carrier; Black (PowerPlant 9.5 & 12, ZEON, 9.5cti, 9.5xp, XD9i, XD9, M8, VR12, VR10, VR8).....29394

Winch Carrier; Black (M8274-50 only).....62027

**'03-06 SILVERADO 1500 HD, 2500 (NON-HD) 2WD & 4WD**

**Trans4mer** Grille Guard; Black.....68162

Angled Light Bar; Black.....73745

Brush Guard; Black (Three-Bar Wrap Around).....65340

Receiver; Black (use with Trans4mer only).....29397

Winch Carrier; Black (PowerPlant 9.5 & 12, ZEON, 9.5cti, 9.5xp, XD9i, XD9, M8, VR12, VR10, VR8).....29394

**Multi-Mount Winch Frame** (9.5xp, XD9i, XD9, M8, VR10, VR8) (V).....26370

**Multi-Mount Winch Frame** (PowerPlant 9.5) (V).....75330

**Multi-Mount Winch Frame** (ZEON 8, ZEON 10).....89990

**'15-17 SILVERADO 2500HD & 3500, 2WD & 4WD**

**Gen II Trans4mer**

Bracket Kit (Required).....94036

Winch Carrier Kit; Large Frame; Black (16.5ti, M15, M12, M8274-50).....90110

Winch Carrier Kit; Mid Frame; Black (PowerPlant 9.5 & 12, ZEON, 9.5cti, 9.5xp, XD9i, XD9, M8, VR12, VR10, VR8).....88240

Winch Carrier Kit; Industrial; Black (Series 15, 12, 9).....91405

Grille Guard Kit; Black.....85495

Short Grille Guard Kit; Black (31).....84785

Headlamp Guard Kit; Black.....94165

Light Bar Kit; Black (31).....80143

Receiver Kit; Black.....80149

Bracket Kit (Required).....94036

Winch Carrier Kit; Large Frame; Stainless (16.5ti, M15, M12, M8274-50).....90110

Winch Carrier Kit; Mid Frame; Stainless (PowerPlant 9.5 & 12, ZEON, 9.5cti, 9.5xp, XD9i, XD9, M8, VR12, VR10, VR8).....88245

Grille Guard Kit; Stainless.....85500

Short Grille Guard Kit; Stainless (31).....84790

Headlamp Guard Kit; Stainless.....94166

Light Bar Kit; Stainless (31).....80148

Receiver Kit; Black.....80149

**Heavy Duty Bumper With Grille/Brush Guard, Black** (16.5ti, M15, M12).....93470

**Heavy Duty Bumper Without Grille/Brush Guard, Black** (16.5ti, M15, M12).....93472

**Ascent front bumper** (ZEON, 9.5cti, 9.5xp, XD9i, XD9, M8, VR12, VR10, VR8).....95870

**Ascent rear bumper**.....96550

**'11-14 SILVERADO 2500HD & 3500, 2WD & 4WD**

**Gen II Trans4mer**

Bracket Kit (Required).....90165

Winch Carrier Kit; Large Frame; Black (16.5ti, M15, M12, M8274-50).....90110

Winch Carrier Kit; Mid Frame; Black (PowerPlant 9.5 & 12, ZEON, 9.5cti, 9.5xp, XD9i, XD9, M8, VR12, VR10, VR8).....88240

Winch Carrier Kit; Industrial; Black (Series 15, 12, 9).....91405

Grille Guard Kit; Black.....85495

Short Grille Guard Kit; Black (31).....84785

Headlamp Guard Kit; Black.....85505

Light Bar Kit; Black (31).....80143

Receiver Kit; Black.....80149

Bracket Kit (Required).....90165

Winch Carrier Kit; Large Frame; Stainless (16.5ti, M15, M12, M8274-50).....90115

Winch Carrier Kit; Mid Frame; Stainless (PowerPlant 9.5 & 12, ZEON, 9.5cti, 9.5xp, XD9i, XD9, M8, VR12, VR10, VR8).....88245

Grille Guard Kit; Stainless.....85500

Short Grille Guard Kit; Stainless (31).....84790

Headlamp Guard Kit; Stainless.....85510

Light Bar Kit; Stainless (31).....80148

Receiver Kit; Black.....80149

**Ascent rear bumper** (2014 only).....96550

**'07-10 SILVERADO 2500HD & 3500, 2WD & 4WD**

**Gen II Trans4mer**

Bracket Kit (Required).....90140

Winch Carrier Kit; Large Frame; Black (16.5ti, M15, M12, M8274-50).....90110

Winch Carrier Kit; Mid Frame; Black (PowerPlant 9.5 & 12, ZEON, 9.5cti, 9.5xp, XD9i, XD9, M8, VR12, VR10, VR8).....88240

Winch Carrier Kit; Industrial; Black (Series 15, 12, 9).....91405

Grille Guard Kit; Black.....80980

Short Grille Guard Kit; Black (31).....84785

Light Bar Kit; Black (31).....80143

Receiver Kit; Black.....80149

Bracket Kit (Required).....90140

Winch Carrier Kit; Large Frame; Stainless (16.5ti, M15, M12, M8274-50).....90115

Winch Carrier Kit; Mid Frame; Stainless (PowerPlant 9.5 & 12, ZEON, 9.5cti, 9.5xp, XD9i, XD9, M8, VR12, VR10, VR8).....88245

Grille Guard Kit; Stainless.....81090

Short Grille Guard Kit; Stainless (31).....84790

Headlamp Guard Kit; Stainless.....81080

Light Bar Kit; Stainless (31).....80148

Receiver Kit; Black.....80149

**Trans4mer** Grille Guard; Black.....76110

Angled Light Bar; Black.....73745

Brush Guard; Black (Three-Bar Wrap Around).....75590

Receiver; Black (use with Trans4mer only).....29397

Winch Carrier; Black (PowerPlant 9.5 & 12, ZEON, 9.5cti, 9.5xp, XD9i, XD9, M8, VR12, VR10, VR8).....29394

Winch Carrier; Black (16.5ti, M15, M12, M8274).....62027

**MOUNTING SYSTEMS (CONTINUED)**

**'03-06, '07 "CLASSIC" SILVERADO 2500HD & 3500, 2WD & 4WD**

**Trans4mer** Grille Guard; Black.....76244

Angled Light Bar; Black.....73745

Brush Guard; Black (Three-Bar Wrap Around).....65340

Receiver; Black (use with Trans4mer only).....29397

Winch Carrier; Black (PowerPlant 9.5 & 12, ZEON, 9.5cti, 9.5xp, XD9i, XD9, M8, VR12, VR10, VR8).....29394

Winch Carrier; Black (16.5ti, M15, M12, M8274).....62027

**'01-02 SILVERADO 2500HD AND 3500, 2WD & 4WD**

**Trans4mer** Grille Guard; Black.....61145

Angled Light Bar; Black.....73745

Brush Guards; Black (Three-Bar Wrap Around).....39190

Receiver; Black (use with Trans4mer only).....29397

Winch Carrier; Black (PowerPlant 9.5 & 12, ZEON, 9.5cti, 9.5xp, XD9i, XD9, M8, VR12, VR10, VR8).....29394

Winch Carrier; Black (16.5ti, M15, M12, M8274-50).....62027

**Multi-Mount Winch Frame** (9.5xp, XD9i, XD9, M8, VR10, VR8) (V).....26370

**Multi-Mount Winch Frame** (PowerPlant 9.5) (V).....75330

**Multi-Mount Winch Frame** (ZEON 8, ZEON 10).....89990

Front Receiver (Must be Rev. B0 or later).....60268

**'99-02 SILVERADO, '00-06 TAHOE, SUBURBAN, 1/2 TON ONLY, 2WD & 4WD**

**Trans4mer** Grille Guard; Black.....39185

Angled Light Bar; Black.....73745

Brush Guards; Black (Three-Bar Wrap Around).....39190

Receiver; Black (use with Trans4mer only).....29397

Winch Carrier; Black (PowerPlant 9.5 & 12, ZEON, 9.5cti, 9.5xp, XD9i, XD9, M8, VR12, VR10, VR8).....29394

Winch Carrier; Black (M12, M8274-50).....62027

**Hidden Mount** (ZEON, ZEON Platinum, VR, 9.5cti, 9.5xp, XD9, M8).....61770

**'99-02 SILVERADO, '00-06 SUBURBAN, 3/4 TON ONLY, 2WD & 4WD; '01-02 1500HD CREW CAB**

**Trans4mer** Grille Guard; Black.....60036

Angled Light Bar; Black.....73745

Brush Guards; Black (Three-Bar Wrap Around).....39190

Receiver; Black (use with Trans4mer only).....29397

Winch Carrier; Black (PowerPlant 9.5 & 12, ZEON, 9.5cti, 9.5xp, XD9i, XD9, M8, VR12, VR10, VR8).....29394

Winch Carrier; Black (M12, M8274-50).....62027

**Multi-Mount Winch Frame** (9.5xp, XD9i, XD9, M8, M6, VR10, VR8) (V).....26370

**Multi-Mount Winch Frame** (PowerPlant 9.5) (V).....75330

**Multi-Mount Winch Frame** (ZEON 8, ZEON 10).....89990

Front Receiver.....60268

**'07-14 TAHOE, SUBURBAN, AVALANCHE WITHOUT CLADDING, 1/2 TON ONLY, 2WD & 4WD**

**Trans4mer** Grille Guard; Black.....74140

Angled Light Bar; Black.....73745

Brush Guards; Black (Three-Bar Wrap Around).....74830

Receiver; Black (use with Trans4mer only).....29397

Winch Carrier; Black (PowerPlant 9.5 & 12, ZEON, 9.5cti, 9.5xp, XD9i, XD9, M8, VR12, VR10, VR8).....29394

**'07-14 TAHOE, SUBURBAN, 3/4 TON ONLY, 2WD & 4WD**

**Trans4mer** Grille Guard; Black.....76420

Angled Light Bar; Black.....73745

Brush Guards; Black (Three-Bar Wrap Around).....74830

Receiver; Black (use with Trans4mer only).....29397

Winch Carrier; Black (PowerPlant 9.5 & 12, ZEON, 9.5cti, 9.5xp, XD9i, XD9, M8, VR12, VR10, VR8).....29394

**'16-17 SIERRA 1500, 2WD & 4WD**

**Gen II Trans4mer**

Bracket Kit (Required).....98400

Winch Mount Plate; Mid-Frame; Black (PowerPlant 9.5 & 12, ZEON, 9.5cti, 9.5xp, XD9i, XD9, M8, VR12, VR10, VR8).....88240

Grille Guard Kit, Black.....92001

Headlamp Guard Kit, Black.....98855

Light Bar Kit, Black (31).....80143

Receiver Kit, Black.....80149

**Ascent front bumper** (ZEON, 9.5cti, 9.5xp, XD9i, XD9, M8, VR12, VR10, VR8).....99442

**Ascent rear bumper**.....96550

**'14-15 SIERRA 1500, 2WD & 4WD**

**Gen II Trans4mer**

Bracket Kit (Required).....91760

Winch Mount Plate; Mid-Frame; Black (PowerPlant 9.5 & 12, ZEON, 9.5cti, 9.5xp, XD9i, XD9, M8, VR12, VR10, VR8).....88240

Grille Guard Kit, Black.....92002

Headlamp Guard Kit, Black.....91770

Light Bar Kit, Black (31).....80143

Receiver Kit, Black.....80149

**Ascent rear bumper**.....96550

**'07-13 SIERRA 1500 1/2 TON, 2WD & 4WD**

**Trans4mer** Grille Guard; Black.....75230

Angled Light Bar; Black.....73745

Brush Guards; Black (Three-Bar Wrap Around).....77675

**Trans4mer** Grille Guard; Stainless.....76007

Angled Light Bar; Stainless.....73753

Brush Guard; Stainless (Three-Bar Wrap Around).....77680

Receiver; Black (use with Trans4mer only).....29397

Winch Carrier; Black (PowerPlant 9.5 & 12, ZEON, 9.5cti, 9.5xp, XD9i, XD9, M8, VR12, VR10, VR8).....29394

Winch Carrier; Black (M8274-50 only).....62027

**'03-06, '07 "CLASSIC" GMC 1500 SIERRA 1/2 TON, 2WD & 4WD**

**Trans4mer** Grille Guard; Black.....76246

Angled Light Bar; Black.....73745

Brush Guards; Black (Three-Bar Wrap Around).....67730

Winch Carrier; Black (PowerPlant 9.5 & 12, ZEON, 9.5cti, 9.5xp, XD9i, XD9, M8, VR12, VR10, VR8).....29394

Winch Carrier; Black (M8274-50 only).....62027

**'15-17 GMC SIERRA 2500HD & 3500, 2WD & 4WD**

**Gen II Trans4mer**

Bracket Kit (Required).....94036

Winch Carrier Kit; Large Frame; Black (16.5ti, M15, M12, M8274-50).....90110

Winch Carrier Kit; Mid Frame; Black (PowerPlant 9.5 & 12, ZEON, 9.5cti, 9.5xp, XD9i, XD9, M8, VR12, VR10, VR8).....88240

Winch Carrier Kit; Industrial; Black (Series 15, 12, 9).....91405

Grille Guard Kit; Black.....85495

Short Grille Guard Kit; Black (31).....84785

Headlamp Guard Kit; Black.....94165

Light Bar Kit; Black (31).....80143

Receiver Kit; Black.....80149

Bracket Kit (Required).....94036

Winch Carrier Kit; Large Frame; Stainless (16.5ti, M15, M12, M8274-50).....90115

Winch Carrier Kit; Mid Frame; Stainless (PowerPlant 9.5 & 12, ZEON, 9.5cti, 9.5xp, XD9i, XD9, M8, VR12, VR10, VR8).....88245

Grille Guard Kit; Stainless.....85500

Short Grille Guard Kit; Stainless (31).....84790

Headlamp Guard Kit; Stainless.....94166

Light Bar Kit; Stainless (31).....80148

Receiver Kit; Black.....80149

**Ascent front bumper** (ZEON, 9.5cti, 9.5xp, XD9i, XD9, M8, VR12, VR10, VR8).....99152

**Ascent rear bumper**.....96550

**MOUNTING SYSTEMS FOOTNOTES:**

(V) 20'/6m Power Lead (PN 32963) or 24'/8m Power Lead (PN 32966) required for winching from rear

(31) Not compatible when installing M8274-50 winch

MOUNTING SYSTEMS (CONTINUED)

<b>'11-14 GMC SIERRA 2500HD &amp; 3500, 2WD &amp; 4WD</b>	
<b>Gen II Trans4mer</b>	
Bracket Kit (Required).....	90165
Winch Carrier Kit; Large Frame; Black (16.5ti, M15, M12, M8274-50).....	90110
Winch Carrier Kit; Mid-Frame; Black (PowerPlant 9.5 & 12, ZEON, 9.5cti, 9.5xp, XD9i, XD9, M8, VR12, VR10, VR8).....	88240
Winch Carrier kit; Industrial; Black (Series 15, 12, 9).....	91405
Grille Guard Kit; Black.....	85495
Short Grille Guard Kit; Black (31).....	84785
Headlamp Guard Kit; Black.....	85505
Light Bar Kit; Black (31).....	80143
Receiver Kit; Black.....	80149
Bracket Kit (Required).....	90165
Winch Carrier Kit; Large Frame; Stainless (16.5ti, M15, M12, M8274-50).....	90115
Winch Carrier Kit; Mid Frame, Stainless (PowerPlant 9.5 & 12, ZEON, 9.5cti, 9.5xp, XD9i, XD9, M8, VR12, VR10, VR8).....	88245
Grille Guard Kit; Stainless.....	85500
Short Grille Guard Kit; Stainless (31).....	84790
Headlamp Guard Kit; Stainless.....	85510
Light Bar Kit; Stainless (31).....	80148
Receiver Kit; Black.....	80149
<b>'07-10 GMC SIERRA 2500HD &amp; 3500, 2WD &amp; 4WD</b>	
<b>Trans4mer</b> Grille Guard; Black.....	76110
Angled Light Bar; Black.....	73745
Receiver, Black (use with Trans4mer only).....	29397
Winch Carrier; Black (PowerPlant 9.5 & 12, ZEON, 9.5cti, 9.5xp, XD9i, XD9, M8, VR12, VR10, VR8).....	29394
Winch Carrier; Black (16.5ti, M15, M12, M8274).....	62027
<b>'03-06, '07 "CLASSIC" GMC SIERRA 2500HD &amp; 3500, 2WD &amp; 4WD</b>	
<b>Trans4mer</b> Grille Guard; Black.....	76248
Angled Light Bar; Black.....	73745
Brush Guards; Black (Three-Bar Wrap Around).....	67730
Receiver, Black (use with Trans4mer only).....	29397
Winch Carrier; Black (PowerPlant 9.5 & 12, ZEON, 9.5cti, 9.5xp, XD9i, XD9, M8, VR12, VR10, VR8).....	29394
Winch Carrier; Black (16.5ti, M15, M12, M8274).....	62027
<b>'03-06 GMC SIERRA 1500HD, 2500 (NON-HD) 2WD &amp; 4WD</b>	
<b>Multi-Mount</b> Winch Frame (9.5xp, XD9i, XD9, M8, VR10, VR8) (V).....	26370
<b>Multi-Mount</b> Winch Frame (PowerPlant 9.5) (V).....	75330
<b>Multi-Mount</b> Winch Frame (ZEON 8, ZEON 10).....	89990
Front Receiver.....	65150

4WD HUBS	Year	Cautionary Footnotes	Spline Count	Standard Manual PN	Premium Manual PN	Spindle Nut Kit Std/Prem	Hub Service Kit	
							Std	Prem
Blazer, Jimmy, Suburban	'69-91	G, H	19	9790	20990	32720	11967	20825
1/2 Ton Pickup	'69-87	G, H	19	9790	20990	32720	11967	20825
3/4 Ton Pickup	'60-76	G	19		9072			7302
3/4 Ton Pickup	'77-87	G, H	19	9790	20990	32720	11967	20825
1 Ton Pickup	'76-87	H	30	11690	38826	32721	11714	
1 Ton Pickup, V-Series Crew Cab	'88-90	H	30	11690	38826	32721	11714	
Geo Tracker	'89-00	J	26	39198	34581			7309

MOUNTING SYSTEMS FOOTNOTES:

- (I) Must be revision #B0 for 9000 winch PN 27550 or 28500
- (5) For 2WD trucks the bumper or grille guard will match the front-end styling of the truck. However, the frame brackets will not fit and will require significant rework
- (V) 20'/6m Power Lead (PN 32963) or 24'/8m Power Lead (PN 32966) required for winching from rear
- (3) GMC SLE, SLS and SLT require slots to be cut into plastic bumper cover
- (21) Roller Fairlead Cover 25580 is highly recommended
- (31) Not compatible when installing M8274-50 winch
- (\*) Cannot be used with winch carrier when winch is mounted

4WD HUBS FOOTNOTES:

- G Vehicles with full-time 4WD will require a transfer case conversion kit
- H When replacing automatic 3 hole cap screw hubs with manual hubs, you must purchase corresponding spindle nut conversion kit per application chart
- J Not for front axle disconnect systems

MOUNTING SYSTEMS

<b>'09-17 DODGE RAM 1500 2WD &amp; 4WD</b>	
<b>Gen II Trans4mer</b>	
Bracket Kit (Required).....	90135
Winch Carrier Kit, Mid Frame, Black (PowerPlant HP & HD, ZEON, VR12, VR10, 9.5cti, 9.5xp, XD9i, XD9, M8, VR8).....	88240
Grille Guard Kit, Black.....	81610
Short Grille Guard Kit, Black.....	84785
Headlamp Guard Kit, Black.....	81620
Light Bar Kit, Black.....	80143
Receiver Kit, Black.....	80149
Bracket Kit (Required).....	90135
Winch Carrier Kit, Mid Frame, Stainless (PowerPlant 9.5 & 12, ZEON, VR12, VR10, 9.5cti, 9.5xp, XD9i, XD9, M8, VR8).....	88245
Grille Guard Kit, Stainless.....	81615
Short Grille Guard Kit, Stainless.....	84790
Headlamp Guard Kit, Stainless.....	81625
Light Bar Kit, Stainless.....	80148
Receiver Kit, Black.....	80149
<b>Ascent front bumper (13-17 only) (ZEON, VR12, VR10, 9.5cti, 9.5xp, XD9i, XD9, M8, VR8).....</b>	
	95600
<b>Ascent rear bumper (*10-17 only).....</b>	
	96440
<b>'06-08 DODGE RAM 1500 2WD &amp; 4WD INCLUDING "SPORT" PACKAGE (WILL NOT RETAIN FACTORY TOW HOOKS)</b>	
Trans4mer Grille Guard, Black (30).....	75515
Angled Light Bar, Black.....	73745
Brush Guards, Black (Two-Bar Wrap Around).....	72470
Receiver, Black only (use with Trans4mer only).....	29397
Winch Carrier Kit, Mid Frame; Black (PowerPlant 9.5 & 12, ZEON, VR12, VR10, 9.5cti, 9.5xp, XD9i, XD9, M8, VR8).....	29394
Winch Carrier; Black (M8274-50 only).....	62027
<b>'02-05 DODGE RAM 1500 2WD &amp; 4WD INCLUDING "SPORT" PACKAGE (WILL NOT RETAIN FACTORY TOW HOOKS)</b>	
Trans4mer Grille Guard, Black (30).....	76251
Angled Light Bar, Black.....	73745
Receiver, Black only (use with Trans4mer only).....	29397
Winch Carrier Kit, Mid Frame; Black (PowerPlant 9.5 & 12, ZEON, VR12, VR10, 9.5cti, 9.5xp, XD9i, XD9, M8, VR8).....	29394
Winch Carrier; Black (M8274-50 only).....	62027
<b>Hidden Mount (ZEON, ZEON Platinum, VR, 9.5cti, 9.5xp, XD9, M8).....</b>	
	63670
<b>'13-17 DODGE RAM HD 2500 &amp; 3500 2WD &amp; 4WD</b>	
<b>Gen II Trans4mer</b>	
Bracket Kit (Required).....	92130
Winch Carrier Kit, Large Frame, Black (16.5ti, M15, M12, M8274-50).....	90110
Winch Carrier Kit, Mid Frame, Black (PowerPlant 9.5 & 12, ZEON, VR12, VR10, 9.5cti, 9.5xp, XD9i, XD9, M8, VR8).....	88240
Winch Carrier kit; Industrial; Black (Series 15, 12, 9).....	91405
Grille Guard Kit, Black.....	81610
Short Grille Guard Kit, Black.....	84785
Headlamp Guard Kit, Black.....	82695
Light Bar Kit, Black.....	80143
Receiver Kit, Black.....	80149
Bracket Kit (Required).....	92130
Winch Carrier Kit, Large Frame, Stainless (16.5ti, M15, M12, M8274-50).....	90115
Winch Carrier Kit, Mid Frame, Stainless (PowerPlant 9.5 & 12, ZEON, VR12, VR10, 9.5cti, 9.5xp, XD9i, XD9, M8, VR8).....	88245
Grille Guard Kit, Stainless.....	81615
Short Grille Guard Kit, Stainless.....	84790
Headlamp Guard Kit, Stainless.....	82700
Light Bar Kit, Stainless.....	80148
Receiver Kit, Black.....	80149
<b>Heavy Duty Bumper With Grille/Brush Guard, Black (16.5ti, M15, M12) (10).....</b>	
	85886

<b>Heavy Duty Bumper</b> Without Grille/Brush Guard, Black (16.5ti, M15, M12) (10).....	85882
<b>Ascent front bumper</b> (ZEON, VR12, VR10, 9.5cti, 9.5xp, XD9i, XD9, M8, VR8).....	95895
<b>Ascent rear bumper</b> (*14-16 only).....	96445
<b>Ascent rear bumper</b> (2013 only).....	96440

<b>'10-12 DODGE RAM HD 2500 &amp; 3500 2WD &amp; 4WD</b>	
<b>Gen II Trans4mer</b>	
Bracket Kit (Required).....	90150
Winch Carrier Kit, Large Frame, Black (16.5ti, M15, M12, M8274-50).....	90110
Winch Carrier Kit, Mid Frame, Black (PowerPlant 9.5 & 12, ZEON, VR12, VR10, 9.5cti, 9.5xp, XD9i, XD9, M8, VR8).....	88240
Winch Carrier kit; Industrial; Black (Series 15, 12, 9).....	91405
Grille Guard Kit, Black.....	81610
Short Grille Guard Kit, Black.....	84785
Headlamp Guard Kit, Black.....	82695
Light Bar Kit, Black.....	80143
Receiver Kit, Black.....	80149
Bracket Kit (Required).....	90150
Winch Carrier Kit, Large Frame, Stainless (16.5ti, M15, M12, M8274-50).....	90115
Winch Carrier Kit, Mid Frame, Stainless (PowerPlant 9.5 & 12, ZEON, VR12, VR10, 9.5cti, 9.5xp, XD9i, XD9, M8, VR8).....	88245
Grille Guard Kit, Stainless.....	81615
Short Grille Guard Kit, Stainless.....	84790
Headlamp Guard Kit, Stainless.....	82700
Light Bar Kit, Stainless.....	80148
Receiver Kit, Black.....	80149

<b>Heavy Duty Bumper</b> With Grille/Brush Guard, Black (16.5ti, M15, M12) (10).....	85886
<b>Heavy Duty Bumper</b> Without Grille/Brush Guard, Black (16.5ti, M15, M12) (10).....	85882
<b>Ascent front bumper</b> (ZEON, VR12, VR10, 9.5cti, 9.5xp, XD9i, XD9, M8, VR8).....	95895
<b>Ascent rear bumper</b> .....	96440

<b>'06-09 DODGE RAM HD 2500 &amp; 3500 2WD &amp; 4WD; INCLUDING MEGACAB &amp; MEGACAB 1500 (WILL NOT RETAIN FACTORY TOW HOOKS, EXCLUDES "SPORT" PACKAGE)</b>	
Trans4mer Grille Guard, Black.....	75525
Angled Light Bar, Black.....	73745
Brush Guards, Black (Two-Bar Wrap Around).....	72470
Receiver, Black only (use with Trans4mer only).....	29397
Winch Carrier; Black (PowerPlant 9.5 & 12, ZEON, VR12, VR10, 9.5cti, 9.5xp, XD9i, XD9, M8, VR8).....	29394
Winch Carrier; Black (16.5ti, M15, M12, M8274-50).....	62027

<b>'06-09 DODGE RAM HD 2500 &amp; 3500 2WD &amp; 4WD; INCLUDING MEGACAB &amp; MEGACAB 1500 *LARAMIE ONLY* (WILL NOT RETAIN FACTORY TOW HOOKS, EXCLUDES "SPORT" PACKAGE)</b>	
Trans4mer Grille Guard, Black.....	75790
Angled Light Bar, Black.....	73745
Brush Guards, Black (Two-Bar Wrap Around).....	72470
Receiver, Black only (use with Trans4mer only).....	29397
Winch Carrier; Black (PowerPlant 9.5 & 12, ZEON, VR12, VR10, 9.5cti, 9.5xp, XD9i, XD9, M8, VR8).....	29394
Winch Carrier; Black (16.5ti, M15, M12, M8274-50).....	62027

<b>'03-05 DODGE RAM HD 2500 &amp; 3500 2WD &amp; 4WD (WILL NOT RETAIN FACTORY TOW HOOKS, EXCLUDES "SPORT" PACKAGE)</b>	
Trans4mer Grille Guard, Black.....	76253
Angled Light Bar, Black.....	73745
Receiver, Black only (use with Trans4mer only).....	29397
Winch Carrier; Black (PowerPlant 9.5 & 12, ZEON, VR12, VR10, 9.5cti, 9.5xp, XD9i, XD9, M8, VR8).....	29394
Winch Carrier; Black (16.5ti, M15, M12, M8274-50).....	62027
<b>Multi-Mount Winch Frame (9.5xp, XD9i, XD9, M8, VR10, VR8) (V).....</b>	
	26370
<b>Multi-Mount Winch Frame (PowerPlant 9.5) (V).....</b>	
	75330
<b>Multi-Mount Winch Frame (ZEON 8, ZEON 10).....</b>	
	89990
Front Receiver (factory tow hooks can be used).....	65370

MOUNTING SYSTEMS FOOTNOTES:

- (30) Additional drilling/grinding required for factory tow hook equipped vehicles.
- (31) Not compatible when installing M8274-50 winch



**MOUNTING SYSTEMS FOOTNOTES:**

(V) 20'/6m Power Lead (PN 32963) or 24'/8m Power Lead (PN 32966) required for winching from rear.

**MOUNTING SYSTEMS (CONTINUED)**

**'94-02 DODGE RAM 3/4, 1 TON 2WD & 4WD; '94-01 RAM 1/2 TON 2WD & 4WD (EXCLUDES '02 RAM 1/2 TON NEW BODY STYLE; EXCLUDES '99-02 "SPORT" PACKAGE)**

Trans4mer Grille Guard, Black.....	30092
Angled Light Bar, Black.....	73745
Receiver, Black only (use with Trans4mer only).....	29397
Winch Carrier, Black (PowerPlant 9.5 & 12, ZEON, VR12, VR10, 9.5cti, 9.5xp, XD9i, XD9, M8, VR8, M6).....	29394
Winch Carrier, Black (M12, M8274-50).....	62027

**Multi-Mount Winch Frame (9.5xp, XD9i, XD9, M8, VR10, VR8) (V).....**26370

**Multi-Mount Winch Frame (PowerPlant 9.5) (V).....**75330

**Multi-Mount Winch Frame (ZEON 8, ZEON 10).....**89990

Front Receiver (will not work with factory tow hooks).....31727

**'11-17 DODGE RAM HD 4500 & 5500**

**Gen II Trans4mer**

Bracket Kit (Required).....	94329
Winch Carrier Kit, Large Frame, Black (16.5ti, M15, M12, M8274-50).....	90110
Winch Carrier Kit, Mid Frame, Black (PowerPlant 9.5 & 12, ZEON, VR12, VR10, 9.5cti, 9.5xp, XD9i, XD9, M8, VR8).....	88240
Winch Carrier kit; Industrial; Black (Series 15, 12, 9).....	91405
Grille Guard Kit, Black.....	81610
Short Grille Guard Kit, Black (31).....	84785
Headlamp Guard Kit, Black.....	82695
Light Bar Kit, Black (31).....	80143
Receiver Kit, Black.....	80149
Bracket Kit (Required).....	94329
Winch Carrier Kit, Large Frame, Stainless (16.5ti, M15, M12, M8274-50).....	90115
Winch Carrier Kit, Mid Frame, Stainless.....	

(PowerPlant 9.5 & 12, ZEON, VR12, VR10, 9.5cti, 9.5xp, XD9i, XD9, M8, VR8).....	88245
Grille Guard Kit, Stainless.....	81615
Short Grille Guard Kit, Stainless (31).....	84790
Headlamp Guard Kit, Stainless.....	82700
Light Bar Kit, Stainless (31).....	80148
Receiver Kit, Black.....	80149

**Heavy Duty Bumper With Grille/Brush Guard, Black (16.5ti, M15, M12) (10).....**85886

**Heavy Duty Bumper Without Grille/Brush Guard, Black (16.5ti, M15, M12) (10).....**85882

**'07-10 DODGE RAM HD 4500 & 5500; STERLING BULLET 4500 & 5500**

**Gen II Trans4mer**

Bracket Kit (Required).....	90145
Winch Carrier Kit, Large Frame, Black (16.5ti, M15, M12, M8274-50).....	90110
Winch Carrier Kit, Mid Frame, Black (PowerPlant 9.5 & 12, ZEON, VR12, VR10, 9.5cti, 9.5xp, XD9i, XD9, M8, VR8).....	88240
Winch Carrier Kit; Industrial; Black (Series 15, 12, 9).....	91405
Grille Guard Kit, Black.....	81672
Short Grille Guard Kit, Black (31).....	85140
Headlamp Guard Kit, Black.....	81668
Light Bar Kit, Black (31).....	80143
Receiver Kit, Black.....	80149
Bracket Kit (Required).....	90145
Winch Carrier Kit, Large Frame, Stainless (16.5ti, M15, M12, M8274-50).....	90115
Winch Carrier Kit, Mid Frame, Stainless (PowerPlant 9.5 & 12, ZEON, VR12, VR10, 9.5cti, 9.5xp, XD9i, XD9, M8, VR8).....	88245
Receiver Kit, Black.....	80149

4WD HUBS	Year	Cautionary Footnotes	Spline Count	Standard Manual PN	Premium Manual PN	Spindle Nut Kit Std/Prem	Hub Service Kit	
							Std	Prem
1/2 Ton Pickup	'57-68		19		9072			7302
1/2 Ton Pickup & Ramcharger	'69-74		19	9790	20990		11967	20825
1/2, 3/4 Ton Pickup & Ramcharger	'80-93		19	9790	20990		11967	20825
3/4 Ton Pickup	'90-93		30	11690	38826		11714	11714
3/4 Ton Pickup	'57-74		19		9072			7302
1 Ton Pickup	'90-93		30	11690	38826		11714	11714

**MOUNTING SYSTEMS**

**2017 SUPER DUTY, F-250, F-350, F-450, F-550 (2WD & 4WD)**

**Gen II Trans4mer**

Bracket Kit (Required).....	98080
Winch Carrier Kit, Large Frame, Black (16.5ti, M15, M12, M8274-50).....	90110
Winch Carrier Kit, Mid Frame, Black (PowerPlant 9.5 & 12, ZEON, VR12, VR10, 9.5cti, 9.5xp, XD9i, XD9, M8, VR8).....	88240
Winch Carrier Kit; Industrial; Black (Series 15, 12, 9).....	91405
Grille Guard Kit, Black.....	98090
Headlamp Guard Kit, Black.....	98095
Light Bar Kit, Black (31).....	80143
Receiver Kit, Black.....	80149
Bracket Kit (Required).....	98080
Winch Carrier Kit, Large Frame, Stainless (16.5ti, M15, M12, M8274-50).....	90115
Winch Carrier Kit, Mid Frame, Stainless (PowerPlant 9.5 & 12, ZEON, VR12, VR10, 9.5cti, 9.5xp, XD9i, XD9, M8, VR8).....	88245
Grille Guard Kit, Stainless.....	98205
Headlamp Guard Kit, Stainless.....	98210
Light Bar Kit, Stainless (31).....	80148
Receiver Kit, Black.....	80149

**Ascent front bumper (ZEON, VR12, VR10, 9.5cti, 9.5xp, XD9i, XD9, M8, VR8).....**97935

**Ascent rear bumper.....**98050

**Hidden Mount (16.5ti, M15, M12) (4).....**98055

Skirting Kit (required for above kit).....98336

**Heavy Duty Bumper With Grille/Brush Guard, Black (16.5ti, M15, M12).....**99396

**Heavy Duty Bumper Without Grille/Brush Guard, Black (16.5ti, M15, M12).....**99395

**'11-16 SUPER DUTY, F-250, F-350, F-450, F-550 (2WD & 4WD)**

**Gen II Trans4mer**

Bracket Kit (Required).....	90155
Winch Carrier Kit, Large Frame, Black (16.5ti, M15, M12, M8274-50).....	90110
Winch Carrier Kit, Mid Frame, Black (PowerPlant 9.5 & 12, ZEON, VR12, VR10, 9.5cti, 9.5xp, XD9i, XD9, M8, VR8).....	88240
Winch Carrier Kit; Industrial; Black (Series 15, 12, 9).....	91405
Grille Guard Kit, Black.....	85055
Short Grille Guard Kit, Black (31).....	84785
Headlamp Guard Kit, Black.....	84795
Light Bar Kit, Black (31).....	80143
Receiver Kit, Black.....	80149
Bracket Kit (Required).....	90155
Winch Carrier Kit, Large Frame, Stainless (16.5ti, M15, M12, M8274-50).....	90115
Winch Carrier Kit, Mid Frame, Stainless (PowerPlant 9.5 & 12, ZEON, VR12, VR10, 9.5cti, 9.5xp, XD9i, XD9, M8, VR8).....	88245
Grille Guard Kit, Stainless.....	85060
Short Grille Guard Kit, Stainless (31).....	84790
Headlamp Guard Kit, Stainless.....	84980
Light Bar Kit, Stainless (31).....	80148
Receiver Kit, Black.....	80149

**Ascent front bumper (ZEON, VR12, VR10, 9.5cti, 9.5xp, XD9i, XD9, M8, VR8).....**95568

**Ascent rear bumper.....**96290

**Hidden Mount (16.5ti, M15, M12) (4).....**84515

Skirting Kit (required for above kit).....84520

**Heavy Duty Bumper With Grille/Brush Guard, Black (16.5ti, M15, M12).....**85885

**Heavy Duty Bumper Without Grille/Brush Guard, Black (16.5ti, M15, M12).....**85881

**'08-10 SUPER DUTY, F-250, F-350, F-450, F-550 (2WD & 4WD)**

**Gen II Trans4mer**

Bracket Kit (Required).....	90130
Winch Carrier Kit, Large Frame, Black (16.5ti, M15, M12, M8274-50).....	90110
Winch Carrier Kit, Mid Frame, Black (PowerPlant 9.5 & 12, ZEON, VR12, VR10, 9.5cti, 9.5xp, XD9i, XD9, M8, VR8).....	88240
Winch Carrier Kit; Industrial; Black (Series 15, 12, 9).....	91405

Grille Guard Kit, Black.....	80141
Short Grille Guard Kit, Black (31).....	85140
Headlamp Guard Kit, Black.....	80142
Light Bar Kit, Black (31).....	80143
Receiver Kit, Black.....	80149
Bracket Kit (Required).....	90130
Winch Carrier Kit, Large Frame, Stainless (16.5ti, M15, M12, M8274-50).....	90115
Winch Carrier Kit, Mid Frame, Stainless (PowerPlant 9.5 & 12, ZEON, VR12, VR10, 9.5cti, 9.5xp, XD9i, XD9, M8, VR8).....	88245
Grille Guard Kit, Stainless.....	80146
Headlamp Guard Kit, Stainless.....	80147
Light Bar Kit, Stainless (31).....	80148
Receiver Kit, Black.....	80149

**Trans4mer Grille Guard, Black.....**75810

Angled Light Bar, Black.....73745

Receiver, Black only (use with Trans4mer only).....29397

Winch Carrier, Black (PowerPlant 9.5 & 12, ZEON, VR12, VR10, 9.5cti, 9.5xp, XD9i, XD9, M8, VR8).....29394

Winch Carrier, Black (16.5ti, M15, M12, M8274-50) (26).....62027

**Hidden Mount (16.5ti, M15, M12) (4)(\*4).....**78105

Skirting Kit (required for above kit).....78319

**'05-07 SUPER DUTY, F-250, F-350, F-450, F-550 (2WD & 4WD); EXCLUDES EXCURSION**

**Trans4mer Grille Guard, Black.....**76256

Angled Light Bar, Black.....73745

Brush Guards, Black (Two-Bar Wrap Around).....69685

Receiver, Black only (use with Trans4mer only).....29397

Winch Carrier, Black (PowerPlant 9.5 & 12, ZEON, VR12, VR10, 9.5cti, 9.5xp, XD9i, XD9, M8, VR8).....29394

Winch Carrier, Black (16.5ti, M15, M12, M8274-50) (26).....62027

**Multi-Mount Winch Frame (9.5xp, XD9i, XD9, M8, VR8) (V).....**26370

**Multi-Mount Winch Frame (PowerPlant 9.5) (V).....**75330

**Multi-Mount Winch Frame (ZEON 8, ZEON 10).....**89990

Front Receiver.....70480

**Hidden Mount (16.5ti, M15, M12) (\*1)(\*2)(24).....**70005

Skirting Kit (required for above kit).....70490

**'99-04 SUPER DUTY, F-250, F-350, F-450, F-550 (2WD & 4WD); '00-04 EXCURSION**

**Trans4mer Grille Guard, Black.....**76258

Angled Light Bar, Black.....73745

Brush Guards, Black (Two-Bar Wrap Around).....38060

**Trans4mer Grille Guard, Stainless.....**76257

Angled Light Bar, Stainless.....73753

Brush Guards, Stainless (Two-Bar Wrap Around).....60450

Receiver, Black only (use with Trans4mer only).....29397

Winch Carrier, Black (PowerPlant 9.5 & 12, ZEON, VR12, VR10, 9.5cti, 9.5xp, XD9i, XD9, M8, VR8).....29394

Winch Carrier, Black (16.5ti, M15, M12, M8274) (26).....62027

**Hidden Mount (16.5ti, M15, M12) (4)(5)(22)(24).....**62289

Skirting Kit (required for above kit).....38772

**'15-17 F-150 4WD (FITS STANDARD AND ECOBOOST MODEL; WILL NOT WORK WITH VEHICLES EQUIPPED WITH ADAPTIVE CRUISE CONTROL)**

**Gen II Trans4mer**

Bracket Kit (Required).....	95176
Winch Carrier Kit, Mid Frame, Black (PowerPlant 9.5 & 12, ZEON, VR12, VR10, 9.5cti, 9.5xp, XD9i, XD9, M8, VR8).....	88240
Grille Guard Kit, Black.....	95337
Short Grille Guard Kit, Black (31).....	85140
Headlamp Guard Kit, Black.....	95366
Light Bar Kit, Black (31).....	80143
Receiver Kit, Black.....	80149

**Ascent front bumper (ZEON, VR12, VR10, 9.5cti, 9.5xp, XD9i, XD9, M8, VR8).....**95460

**Ascent rear bumper.....**96255

**MOUNTING SYSTEMS FOOTNOTES:**

(V) 20'/6m Power Lead (PN 32963) or 24'/8m Power Lead (PN 32966) required for winching from rear.

(4) Moves factory bumper forward five inches.

(5) Intended to be sold with PN 38772.

(22) Roller Fairlead Cover 25S80 recommended.

(24) Cannot be used with optional factory driving lights.

(26) Carrier will block the factory fog/driving lights on vehicles so equipped.

(31) Not compatible when installing M8274-50 winch

(\*1) Moves factory bumper forward five and a half inches.

(\*2) Intended to be sold with PN 70490.

MOUNTING SYSTEMS FOOTNOTES:

- (J) Must be revision #B0 for 9000 winch PN 27550 or 28500.
- (V) 20'/6m Power Lead (PN 32963) or 24'/8m Power Lead (PN 32966) required for winching from rear.
- (14) Must be Rev. B0 for '99-00 models.
- (17) Must be Rev. B0 for H59000 winch PN 47550, 48500.
- (19) Requires factory tow hooks or Adapter Kit PN 37174.
- (25) Must be Revision B0 for 2001 and later models.
- (31) Not compatible when installing M8274-50 winch(\*) Cannot be used with winch carrier when winch is mounted
- (\*) Cannot be used with winch carrier when winch is mounted

MOUNTING SYSTEMS (CONTINUED)

'09-14 F-150 4WD	
<b>Gen II Trans4mer</b>	
Bracket Kit (Required).....	90125
Winch Carrier Kit, Mid Frame; Black (PowerPlant 9.5 & 12, ZEON, VR12, VR10, 9.5cti, 9.5xp, XD9i, XD9, M8, VR8).....	88240
Grille Guard Kit, Black.....	80161
Short Grille Guard Kit, Black (31).....	85140
Headlamp Guard Kit, Black.....	80162
Light Bar Kit, Black (31).....	80143
Receiver Kit, Black.....	80149
Bracket Kit (Required).....	90125
Winch Carrier Kit, Mid Frame, Stainless (PowerPlant 9.5 & 12, ZEON, VR12, VR10, 9.5cti, 9.5xp, XD9i, XD9, M8, VR8).....	88245
Grille Guard Kit, Stainless.....	80157
Short Grille Guard Kit, Stainless (31).....	85145
Headlamp Guard Kit, Stainless.....	80158
Light Bar Kit, Stainless (31).....	80148
Receiver Kit, Black.....	80149
'11-14 F-150 4WD W/ECOBOOST	
<b>Gen II Trans4mer</b>	
Bracket Kit (Required).....	88070
Winch Carrier Kit, Mid Frame; Black (PowerPlant 9.5 & 12, ZEON, VR12, VR10, 9.5cti, 9.5xp, XD9i, XD9, M8, VR8).....	88240
Grille Guard Kit; Black.....	80161
Short Grille Guard Kit; Black (31).....	85140
Headlamp Guard Kit, Black.....	80162
Light Bar Kit, Black (31).....	80143
Receiver Kit, Black.....	80149
Bracket Kit (Required).....	88070
Winch Carrier Kit, Mid Frame, Stainless (PowerPlant 9.5 & 12, ZEON, VR12, VR10, 9.5cti, 9.5xp, XD9i, XD9, M8, VR8).....	88245
Grille Guard Kit, Stainless.....	80157
Headlamp Guard Kit, Stainless.....	80158
Light Bar Kit, Stainless (31).....	80148
Receiver Kit, Black.....	80149
'06-08 F-150 4WD	
<b>Trans4mer</b> Grille Guard, Black (requires 29394 winch carrier).....	75505
Angled Light Bar, Black.....	73745
Brush Guards, Black (Two-Bar Wrap Around).....	66405
Winch Carrier; Black (PowerPlant 9.5 & 12, ZEON, VR12, VR10, 9.5cti, 9.5xp, XD9i, XD9, M8, VR8).....	29394
'04-05 F-150 4WD	
<b>Trans4mer</b> Grille Guard, Black.....	76259
Angled Light Bar, Black.....	73745
Brush Guards, Black (Two-Bar Wrap Around).....	66405
<b>Trans4mer</b> Grille Guard, Stainless.....	76260
Angled Light Bar, Stainless.....	73753
Receiver, Black only (use with Trans4mer only).....	29397
Winch Carrier; Black (PowerPlant 9.5 & 12, ZEON, VR12, VR10, 9.5cti, 9.5xp, XD9i, XD9, M8, VR8).....	29394

'99-03 F-150 & F-250 LIGHT DUTY 4WD ONLY, '99-02 EXPEDITION 4WD, '01-03 SUPER CREW 4WD

<b>Trans4mer</b> Grille Guard, Black.....	39680
Angled Light Bar, Black.....	73745
Receiver, Black only (use with Trans4mer only).....	29397
Winch Carrier; Black (PowerPlant 9.5 & 12, ZEON, VR12, VR10, 9.5cti, 9.5xp, XD9i, XD9, M8, VR8).....	29394
Winch Carrier; Black (M12, M8274-50).....	62027
<b>Hidden Mount</b> (9.5cti, 9.5xp, XD9i, XD9, M8, VR8) (14)(19).....	34701
<b>Multi-Mount</b> Winch Frame (9.5xp, XD9i, XD9, M8, VR8) (V).....	26370
<b>Multi-Mount</b> Winch Frame (PowerPlant 9.5) (V).....	75330
<b>Multi-Mount</b> Winch Frame (ZEON 8, ZEON 10).....	89990
Front Receiver (14)(19).....	33088

'97-98 F-150 & F-250 LIGHT DUTY 4WD ONLY, EXPEDITION 4X4 (REQUIRES FACTORY TOW HOOKS OR ADAPTER KIT SHOWN BELOW)

<b>Trans4mer</b> Grille Guard, Black.....	33086
Light Bar, Black (*).....	29169
Winch Carrier; Black (VR10, XD9i, XD9, M8, VR8) (J).....	29165
<b>Hidden Mount</b> (ZEON, ZEON Platinum, VR, 9.5cti, 9.5xp, XD9, M8) (17).....	34701

<b>Multi-Mount</b> Winch Frame (9.5xp, XD9i, XD9, M8, M6, VR8) (V).....	26370
<b>Multi-Mount</b> Winch Frame (PowerPlant 9.5) (V).....	75330
<b>Multi-Mount</b> Winch Frame (ZEON 8, ZEON 10).....	89990
Front Receiver.....	33088
Adapter Kit (use on vehicles without factory tow hooks).....	37174

'92-96 F-SERIES PICKUP 1/2, 3/4, 1 TON; BRONCO (INCLUDES COMMERCIAL F-350 & SUPER DUTY), '97 F-250 HEAVY DUTY & F-350

<b>Trans4mer</b> Grille Guard, Black.....	29757
Angled Light Bar, Black.....	73745
Receiver, Black only (use with Trans4mer only).....	29397
Winch Carrier; Black (PowerPlant 9.5 & 12, ZEON, VR12, VR10, 9.5cti, 9.5xp, XD9i, XD9, M8, VR8).....	29394
Winch Carrier; Black (M12, M8274-50).....	62027

<b>Multi-Mount</b> Winch Frame (9.5xp, XD9i, XD9, M8, VR8) (V).....	26370
<b>Multi-Mount</b> Winch Frame (PowerPlant 9.5) (V).....	75330
<b>Multi-Mount</b> Winch Frame (ZEON 8, ZEON 10).....	89990
Front Receiver K.....	28070

'87-91 F-SERIES PICKUP 1/2, 3/4, 1 TON; BRONCO

<b>Multi-Mount</b> Winch Frame (9.5xp, XD9i, XD9, M8, VR8) (V).....	26370
<b>Multi-Mount</b> Winch Frame (PowerPlant 9.5) (V).....	75330
<b>Multi-Mount</b> Winch Frame (ZEON 8, ZEON 10).....	89990
Front Receiver.....	6

'80-86 F-SERIES PICKUP 1/2, 3/4, 1 TON; BRONCO

<b>Multi-Mount</b> Winch Frame (9.5xp, XD9i, XD9, M8, VR8) (V).....	26370
<b>Multi-Mount</b> Winch Frame (PowerPlant 9.5) (V).....	75330
<b>Multi-Mount</b> Winch Frame (ZEON 8, ZEON 10).....	89990
Front Receiver.....	6

'98-03 RANGER 4WD

<b>Trans4mer</b> Grille Guard, Black (25).....	37133
Light Bar, Black (*).....	29169
Brush Guards, Black (Non-Wrap Around).....	30146
Winch Carrier; Black (VR10, XD9i, XD9, M8, VR8) (J).....	29165

4WD HUBS	Year	Cautionary Footnotes	Spline Count	Standard Manual PN	Premium Manual PN	Spindle Nut Kit Std/Prem	Hub Service Kit	
							Std	Prem
Bronco II, Ranger	'83-89	E, D	23	29070		27988	39128	
Explorer	'90-94	D, E	27	29071		32720	39128	
Ranger	'90-97	E, D	27	29071		32720	39128	
Bronco	'66-96	B, G, H	19	9790	20990	32720	11967	20825
1/2 Ton Pickup	'59-96	B, G, H	19	9790	20990	32720	11967	20825
3/4 Ton Pickup	'59-75		19	9790	20990		11967	20825
3/4 Ton Pickup, Light Duty	'77.5-97	H	19	9790	20990	32720	11967	20825
3/4 Ton Pickup, Heavy Duty	'63-77	G	19		9072			7302
3/4 Ton Pickup, Heavy Duty	'78-97	H	30	11690	38826	32721	11714	11714
1 Ton Pickup	'78-97	H	30	11690	38826	32721	11714	11714
Super Duty (F-250/350)	'99-04	K	30	11690	38826		11714	11714
Excursion	'99-05		30	11690	38826		11714	11714
Super Duty (F-250/350/450/550)	'05-17		35		95060 (Black)			95080
Super Duty (F-250/350/450/550)	'05-17		35		95070 (Chrome)			95080

HUMMER

LIGHT BAR

H2 Hummer. Bolts to factory grille guard. Will accommodate up to four 6" driving lights. (\*) 68499

INTERNATIONAL HARVESTER

4WD HUBS	Year	Cautionary Footnotes	Spline Count	Standard Manual PN	Premium Manual PN	Spindle Nut Kit Std/Prem	Hub Service Kit	
							Std	Prem
Scout	'61-70		10		29062			7300
Scout II, Terra, Travelall	'71-80		27		9062			7300
1/2 Ton Pickup, Travelall	'68-75		19	9790	20990		11967	20825
1/2 Ton, 3/4 Ton Pickup	'56-72		30		9072			7302

ISUZU

4WD HUBS	Year	Cautionary Footnotes	Spline Count	Standard Manual PN	Premium Manual PN	Spindle Nut Kit Std/Prem	Hub Service Kit	
							Std	Prem
Amigo	'87-99		17		61385			61693
Rodeo	'91-99		17		61385			61693
Trooper II	'87-99		17		61385			61693

4WD HUBS FOOTNOTES:

- A Very early vehicles may require that the threaded axle end be cut off.
- B Will not fit '87-early '88 model vehicles, flange mount. (Dealer item only. See Ford parts & service).
- D Very early '90 vehicles with 23 tooth axle spline require 1989 model hubs.
- E When replacing factory automatic hubs with manual hubs, you must also purchase Spindle Nut Conversion Kit #27988 for '83-'89 vehicles; Conversion Kit #32720 for '90-'97.
- G Vehicles with full-time 4WD will require a transfer case conversion kit.
- H When replacing automatic 3 hole cap screw hubs with manual hubs, you must purchase corresponding spindle nut conversion kit per application chart.
- K Will not fit dual wheel application.

LIGHT BAR NOTES:

- (\*) Will not work with WARN Winch Bumper for the H2 Hummer.

**MOUNTING SYSTEMS FOOTNOTES:**

- (0) Will fit standard bumper and factory optional Jeep tube bumper.
- (V) 20'/6m Power Lead (PN 32963) or 24'/8m Power Lead (PN 32966) required for winching from rear.
- (8) Hard Winch Cover not compatible with Grille Guard.
- (9) Will not mount to Mopar accessory tube bumper.
- (10) Not compatible with M8274-50 winch plate 21395
- (11) Requires winch plate 37170
- (12) Requires winch plate 13910 or 11310
- (13) Requires Rock Crawler front bumper 61856
- (15) Not compatible with M8274-50 winch

**ROCK CRAWLER FOOTNOTES:**

- (30) Some vehicles may require additional spacers to fit bumper. Contact Warn Customer Service if needed.

**MOUNTING SYSTEMS/ FRONT BUMPERS**

**'07-17 JEEP WRANGLER JK (INCLUDES RUBICON, UNLIMITED, UNLIMITED RUBICON, 2 DOOR/4 DOOR; 2WD/4WD)**

**Rock Crawler Front Bumper** (winch mounts directly to bumper) (PowerPlant 9.5 & 12, VR12, VR10, ZEON, 9.5cti, 9.5xp, XD9i, XD9, M8, VR8)..... 89430

**Mounting Plate Kit** for Rock Crawler front bumper (M8274-50)..... 87675

**Grille Guard Tube** (requires 89430 WARN Rock Crawler front bumper; not compatible with 87675 winch plate) ..... 89440

**Blocker Beam Skid Plate** (requires 89430 WARN Rock Crawler front bumper)..... 74570

**Rock Crawler Stubby Front Bumper** with grille guard tube (winch mounts directly to bumper) (PowerPlant 9.5 & 12, VR12, VR10, ZEON, 9.5cti, 9.5xp, XD9i, XD9, M8, VR8)..... 87600

**Mounting Plate Kit for Stubby Front Bumper** w/grille tube (M8274-50)..... 87675

**Rock Crawler Stubby Front Bumper** without grille guard tube (winch mounts directly to bumper) (PowerPlant 9.5 & 12, VR12, VR10, ZEON, 9.5cti, 9.5xp, XD9i, XD9, M8, VR8) ..... 87650

**Mounting Plate Kit for Stubby Front Bumper** w/o grille tube (M8274-50)..... 87675

**Elite Series Front Bumper** with grille guard tube (winch mounts directly to bumper) (Must be Rev B0 to fit ZEON) (PowerPlant 9.5 & 12, VR12, VR10, ZEON, 9.5cti, 9.5xp, XD9i, XD9, M8, VR8) ..... 87750

**Elite Series Front Bumper** without grille guard tube (winch mounts directly to bumper) (Must be Rev B0 to fit ZEON) (PowerPlant 9.5 & 12, VR12, VR10, ZEON, 9.5cti, 9.5xp, XD9i, XD9, M8, VR8)..... 87775

**Mounting Plate Kit** for factory front bumper (fits '12-17 only) (PowerPlant 9.5 & 12, VR12, VR10, ZEON, 9.5cti, 9.5xp, XD9i, XD9, M8, VR8)..... 88140

**Mounting Plate Kit** for factory front bumper (fits '07-11 only) (PowerPlant 9.5 & 12, VR12, VR10, ZEON, 9.5cti, 9.5xp, XD9i, XD9, M8, VR8)..... 74247

**Mounting Plate Kit** for factory front bumper (fits '12-17 only) (M8274-50)..... 88418

**Mounting Plate Kit** for factory front bumper (fits '07-11 only) (M8274-50)..... 74249

**'97-06 WRANGLER TJ**

**Rock Crawler Stubby Front Bumper** Bumper without grille guard tubes (Includes mounting plate to mount PowerPlant 9.5 & 12, VR12, VR10, ZEON, 9.5cti, 9.5xp, XD9i, XD9, M8, VR8) (15) ... 87700

**Rock Crawler Front Bumper** Bumper only (order mounting plate below to mount winch) ..... 61853

**Mounting Plate Kit** for factory bumper or WARN Rock Crawler Bumper (PowerPlant 9.5 & 12, VR12, VR10, ZEON, 9.5cti, 9.5xp, XD9i, XD9, M8, VR8) (0) ..... 37170 (M8274-50) (9) ..... 38671

**Grille Guard Tube** For factory front bumper (Does not fit PowerPlant) (8) (11) ..... 37171 For WARN Rock Crawler Bumper (8) (11) ..... 61855

**87-95 WRANGLER YJ; '91 RENEGADE**

**Rock Crawler Front Bumper** Bumper only (order mounting plate below to mount winch) ..... 61856

**Mounting Plate Kit** for factory bumper or WARN Rock Crawler Bumper (PowerPlant 9.5 & 12, VR12, VR10, 9.5cti, 9.5xp, XD9i, XD9, M8, VR8)..... 21390 (M8274-50) ..... 21395

**Grille Guard Tube** For WARN Rock Crawler Bumper (10) (13) ..... 61858

**76-86 CJ, SCRAMBLER**

**Rock Crawler Front Bumper** Bumper only (order mounting plate below to mount winch)..... 61859

**Mounting Plate Kit** for factory bumper or WARN Rock Crawler Bumper (PowerPlant 9.5 & 12, VR12, VR10, ZEON, 9.5cti, 9.5xp, XD9i, XD9, M8, VR8) ..... 13910 (M8274-50) ..... 11310

**Grille Guard Tube** For WARN Rock Crawler Bumper (12) ..... 61861

**ROCK CRAWLER/ ELITE SERIES REAR BUMPERS**

**'07-17 JEEP WRANGLER JK (INCLUDES RUBICON, UNLIMITED, UNLIMITED RUBICON, 2 DOOR/4 DOOR; 2WD/4WD)**

**Elite Series Rear Bumper** - designed to accept tire carrier (sold separately) (Can be used with factory tailgate mounted tire carrier with stock size tires)..... 89525

Tire carrier ..... 89800

Offroad jack mount (for use with 89800 tire carrier)..... 90030

**Rock Crawler Rear Bumper** - designed to accept tire carrier (sold separately)..... 74300

Tire Carrier (for use with PN 74300) ..... 74299

**'97-06 TJ WRANGLER (INCLUDES RUBICON AND UNLIMITED)**

**Rock Crawler Rear Bumper** - will not accept tire carrier..... 61857

**Rock Crawler Rear Bumper** - designed to accept tire carrier (sold separately)..... 65508

Tire carrier (for use with PN 65508) ..... 64337

**'87-96 YJ WRANGLER**

**Rock Crawler Rear Bumper** - will not accept tire carrier..... 61857

**Rock Crawler Rear Bumper** - designed to accept tire carrier (sold separately)..... 65509

Tire carrier (for use with PN 65509) ..... 64337

**'76-86 CJ5, CJ7, CJ8**

**Rock Crawler Rear Bumper** - will not accept tire carrier..... 61860

**Rock Crawler Rear Bumper** - designed to accept tire carrier (sold separately) (30) ..... 62947

Tire carrier (for use with PN 62947) ..... 63253

**JEEP BODY ARMOR**

	Year/Model	Part Number
Rock Sliders	07-17 JK - 2 Door	74580
Rock Sliders	07-17 JK - 4 Door	74575
Rock Sliders	04-06 TJ Unlimited	69875
Rock Sliders	03-06 TJ	71500
Rock Sliders	97-02 TJ	63002
Rock Sliders	'87-95 YJ	63003
Rock Sliders	'76-86 CJ7	63004
Oil Pan Skid Plate A	'97-03 TJ (6-cylinder)	65020
Fuel Tank Skid Plate	'97-06 TJ	67820
Fuel Tank Skid Plate	'87-95 YJ	66550
Steering Box Skid Plate	97-06 TJ	64250

	Axle	Part Number
Differential Skid Plate (Black)	Dana 30	65443
Differential Skid Plate (Black)	Dana 44	65447

4WD HUBS	Year	Cautionary Footnotes	Spline Count	Standard Manual PN	Premium Manual PN	Spindle Nut Kit Std/Prem	Hub Service Kit	
							Std	Prem
CJ, Universal, M38A1, Willys	'71 & Prior	A	10		29062			7300
CJ, Universal (6 bolt)	'72-80	G	27		9062			7300
CJ, Universal Scrambler (5 bolt)	'81-86	F	27	28751				
Jeepster C101 Commando	'66-71		10		29062			7300
Jeepster C104	'72-73		27		9062			7300
Gladiator, Wagoneer, Pickup	'73 & Prior		10		29062			7300
Full Size Wagoneer, Cherokee, J-10 Pickup, Commander	'74-91	G	19	9790	20990		11967	20825
J-20 Pickup (heavy axle)	'72-76		19		9072			7302
J-20 Pickup	'77-87		19	9790	20990		29062	20825
Jeep Station Wagon, Pickup	'65 & Prior		10		29062			7300

4WD HUBS	Year	Cautionary Footnotes	Spline Count	Standard Manual PN	Premium Manual PN	Spindle Nut Kit Std/Prem	Hub Service Kit	
							Std	Prem
Sportage, Retona	'95-02		26	60247				

4WD HUBS	Year	Cautionary Footnotes	Spline Count	Standard Manual PN	Premium Manual PN	Spindle Nut Kit Std/Prem	Hub Service Kit	
							Std	Prem
Pickup	'94-97	E	27	29071		32720	39128	
Navajo	'90-94	E	27	29071		32720	39128	

**JEEP BODY ARMOR FOOTNOTES:**

- A Excludes Rubicon model

**JEEP HUBS FOOTNOTES:**

- A Very early vehicles may require that the threaded axle end be cut off.
- F Will not fit vehicles with factory optional chrome wheels.
- G Vehicles with full-time 4WD will require a transfer case conversion kit.

**4WD HUBS FOOTNOTES:**

- E When replacing factory automatic hubs with manual hubs, you must also purchase Spindle Nut Conversion Kit #27988 for '83-89 vehicles; Conversion Kit #32720 for '90-97

# NISSAN

4WD HUBS FOOTNOTES:  
I Hub Set includes Stud Kit (PN 38003)

4WD HUBS	Year	Cautionary Footnotes	Spline Count	Standard Manual PN	Premium Manual PN	Spindle Nut Kit Std/Prem	Hub Service Kit	
							Std	Prem
CJ, Universal, M38A1, Willys	'86.5-89	I	27		28739			29061
CJ, Universal (6 bolt)	'90-93	I	27		28739			29061
CJ, Universal Scrambler (5 bolt)	'94-01	I	28		29091			29061
Jeepster C101 Commando	'90-01	I	28		29091			29061
Jeepster C104	'00	I	28		29091			29061

# SUZUKI

4WD HUBS FOOTNOTES:  
J Not for front axle disconnect systems

4WD HUBS	Year	Cautionary Footnotes	Spline Count	Standard Manual PN	Premium Manual PN	Spindle Nut Kit Std/Prem	Hub Service Kit	
							Std	Prem
Samurai, Sierra	'82-01	J	26		34581			7309
Sidekick, X-90, Vitara, Escudo	'89-01	J	26		34581			7309

# TOYOTA

MOUNTING SYSTEMS FOOTNOTES:  
(G) For Tacoma, 29397 must be revision #D0 (or later).  
(V) 20'/6m Power Lead (PN 32963) or 24'/8m Power Lead (PN 32966) required for winching from rear.  
(11) Must be revision #B0  
(31) Must be revision #B0 for Double Cab

## MOUNTING SYSTEMS AND BUMPERS

'16-17 TACOMA 4WD PICKUP	
Ascent front bumper (ZEON, 9.5cti, 9.5xp, XD9i, XD9, M8, VR12, VR10, VR8) .....	97684
Ascent rear bumper .....	98054
Hidden Mount (ZEON, ZEON Platinum, VR, 9.5cti, 9.5xp, XD9, M8) .....	98760
'12-15 TACOMA 4WD PICKUP	
Trans4mer Grille Guard, Black .....	71250
Angled Light Bar, Black .....	73745
Brush Guards, Black (Two-Bar Wrap Around) .....	89734
Receiver, Black only (use with Trans4mer only) (G) .....	29397
Winch Carrier; Black (ZEON, PowerPlant 9.5 & 12, 9.5cti, 9.5xp, XD9i, XD9, M8, VR12, VR10, VR8) .....	89125
'05-11 TACOMA 4WD PICKUP	
Trans4mer Grille Guard, Black .....	71250
Angled Light Bar, Black .....	73745
Brush Guards, Black (Two-Bar Wrap Around) .....	71754
Receiver, Black only (use with Trans4mer only) (G) .....	29397
Winch Carrier; Black (ZEON, PowerPlant 9.5 & 12, 9.5cti, 9.5xp, XD9i, XD9, M8, VR12, VR10, VR8) .....	29394
'01-04 TACOMA 4WD PICKUP	
Trans4mer Grille Guard, Black .....	63065
Angled Light Bar, Black .....	73745
Receiver, Black only (use with Trans4mer only) (G) .....	29397
Winch Carrier; Black (ZEON, PowerPlant 9.5 & 12, 9.5cti, 9.5xp, XD9i, XD9, M8, VR12, VR10, VR8) .....	29394
'98-00 TACOMA 4WD PICKUP, '98-00 PRERUNNER	
Trans4mer Grille Guard, Black .....	37172
Angled Light Bar, Black .....	73745
Receiver, Black only (use with Trans4mer only) (G) .....	29397
Winch Carrier; Black (ZEON, PowerPlant 9.5 & 12, 9.5cti, 9.5xp, XD9i, XD9, M8, VR12, VR10, VR8) .....	29394
Multi-Mount Winch Frame (9.5xp, XD9i, XD9, M8, VR10, VR8) (V) .....	26370
Multi-Mount Winch Frame (for PowerPlant 9.5 only) (V) .....	75330
Multi-Mount Winch Frame (ZEON 8, ZEON 10) .....	89990
Front Receiver (11) .....	33025

'95-97 TACOMA 4WD PICKUP	
Trans4mer Grille Guard, Black .....	32522
Angled Light Bar, Black .....	73745
Receiver, Black only (use with Trans4mer only) (G) .....	29397
Winch Carrier; Black (ZEON, PowerPlant 9.5 & 12, 9.5cti, 9.5xp, XD9i, XD9, M8, VR12, VR10, VR8) .....	29394
Multi-Mount Winch Frame (9.5xp, XD9i, XD9, M8, VR10, VR8) (V) .....	26370
Multi-Mount Winch Frame (for PowerPlant 9.5 only) (V) .....	75330
Multi-Mount Winch Frame (ZEON 8, ZEON 10) .....	89990
Front Receiver .....	33025
'14-15 TUNDRA 2WD & 4WD	
Trans4mer Grille Guard, Black .....	94694
Angled Light Bar, Black .....	73745
Brush Guards, Black (Two-Bar Wrap Around) .....	76378
Receiver, Black only (use with Trans4mer only) .....	29397
Winch Carrier; Black (ZEON, PowerPlant 9.5 & 12, 9.5cti, 9.5xp, XD9i, XD9, M8, VR12, VR10, VR8) .....	29394
'07-13 TUNDRA 2WD & 4WD	
Trans4mer Grille Guard, Black .....	76380
Angled Light Bar, Black .....	73745
Brush Guards, Black (Two-Bar Wrap Around) .....	76378
Receiver, Black only (use with Trans4mer only) .....	29397
Winch Carrier; Black (ZEON, PowerPlant 9.5 & 12, 9.5cti, 9.5xp, XD9i, XD9, M8, VR12, VR10, VR8) .....	29394
'03-06 TUNDRA 2WD & 4WD	
Trans4mer Grille Guard, Black (31) .....	68505
Angled Light Bar, Black .....	73745
Receiver, Black only (use with Trans4mer only) .....	29397
Winch Carrier; Black (ZEON, PowerPlant 9.5 & 12, 9.5cti, 9.5xp, XD9i, XD9, M8, VR12, VR10, VR8) .....	29394
'00-02 TUNDRA 2WD & 4WD	
Trans4mer Grille Guard, Black .....	60097
Angled Light Bar, Black .....	73745
Receiver, Black only (use with Trans4mer only) .....	29397
Winch Carrier; Black (ZEON, PowerPlant 9.5 & 12, 9.5cti, 9.5xp, XD9i, XD9, M8, VR12, VR10, VR8) .....	29394

# TOYOTA

'93-98 T-100 4WD PICKUP	
Trans4mer Grille Guard, Black .....	29400
Angled Light Bar, Black .....	73745
Receiver, Black only (use with Trans4mer only) .....	29397
Winch Carrier; Black (ZEON, PowerPlant 9.5 & 12, 9.5cti, 9.5xp, XD9i, XD9, M8, VR12, VR10, VR8) .....	29394
'92-95 4WD PICKUP, HILUX (EXCLUDES TACOMA)	
Rock Crawler Front Bumper (9.5cti, 9.5xp, XD9i, XD9, M8, M6, VR12, VR10, VR8) .....	68450
Grille Guard Tube (for bumper PN 68450) .....	68451
Rock Crawler Rear Bumper .....	68490
'89-91 4WD PICKUP, HILUX	
Rock Crawler Front Bumper (9.5cti, 9.5xp, XD9i, XD9, M8, M6, VR12, VR10, VR8) .....	68450
Grille Guard Tube (for bumper PN 68450) .....	68451
Rock Crawler Rear Bumper .....	68490
'86-89 4RUNNER; '86-88 4WD PICKUP, HILUX	
Multi-Mount Winch Frame (9.5xp, XD9i, XD9, M8, VR10, VR8) (V) .....	26370
Multi-Mount Winch Frame (for PowerPlant 9.5 only) (V) .....	75330
Multi-Mount Winch Frame (ZEON 8, ZEON 10) .....	89990
Frame Front Receiver .....	25873
Multi-Mount Winch Frame (9.5xp, XD9i, XD9, M8, VR10, VR8) (V) .....	26370
Multi-Mount Winch Frame (for PowerPlant 9.5 only) (V) .....	75330
Multi-Mount Winch Frame (ZEON 8, ZEON 10) .....	89990
Front Receiver .....	25873

4WD HUBS	Year	Cautionary Footnotes	Spline Count	Standard Manual PN	Premium Manual PN	Spindle Nut Kit Std/Prem	Hub Service Kit	
							Std	Prem
Pickup, Hilux, 4-Runner, with ADD	'86-95	C	26		28761	29918		7309
Landcruiser	'76-87	C	30		28761	29918		7309
Pickup, Hilux, 4-Runner	'76-85	C	30		28761	29918		7309
T100	'93-99	C	26		28761	29918		7309
T100, W/ADD	'93-99		26		28761	29918		7309
Van, Previa	'86-92	C	26		28761	29918		7309
Tacoma(w/factory man.hubs)	'95-01		26		60459			7309
Hilux Int'l with Torsion bar susp	'98-01	C			28761	29918		7309

MOUNTING SYSTEMS FOOTNOTES:  
(V) 20'/6m Power Lead (PN 32963) or 24'/8m Power Lead (PN 32966) required for winching from rear.

4WD HUBS FOOTNOTES:  
C When replacing factory automatic hubs with manual hubs, you must also purchase Spindle Nut Conversion Kit #29918 (except for ADD)



## POWERSPORTS PRODUCT APPLICATIONS BY VEHICLE MAKE AND MODEL

Application listing is current as of April 2017. Warn Industries is constantly developing new applications. If you can't find your vehicle listed here, call US.

### CONTENTS:

Arctic Cat .....	135, 141	Kawasaki .....	137, 142	Polaris .....	138-139, 142-143
Can-Am/BRP .....	136, 141	Kubota .....	138	Suzuki .....	140, 143
Honda .....	137, 141	Kymco .....	138	Yamaha .....	140, 143

## ARCTIC CAT

### ATV WINCH AND PLOW MOUNTING KITS

YEAR	MODEL	WINCH MOUNTING KIT	CENTER PLOW MOUNTING KIT	FRONT PLOW MOUNTING KIT
02-05	250 2X4, 4X4	62840		
06-13	250 2X4	Note AC,U		
02-05	300 2X4	62840		
10	300 2X4	Note AC		
12-16	300 2x4	Note AC		
08-12	350 4X4	Note AC	85260 AQ	**
08-12	366 4X4 Automatic	Note AC	85260 AQ	**
02	375 Automatic 2X4, 4X4	62840	63294 AQ	84354
02	400 i 2X4, 4X4	62840	63294 AQ	84354
03-04	400 2X4 (Automatic)	62840	63294 AQ	84354
03-08	400 4X4 (Automatic) (ACT) (VP)	62840	63294 AQ	84354
04	400 Automatic TBX 4X4	62840	63294 AQ	84354
05-07	400 Automatic (TBX) (LE) 4X4	Note AA	63294 AQ	84354
07-10	400 Automatic TRV 4X4	Note AC	63294 AQ	84354
06-12	400 Automatic VP 4X4	Note AC	63294 AQ	84354
13-15	400 4X4, (CR)	96939	85260 AQ	96970
16-17	400 (ALT)	96939	85260 AQ	96970
11-12	425 4X4 (CR) (CR EFI)	96939	85260 AQ	96970
13-15	450, 4x4 (CR)	96939	85260 AQ	96970
10-12	450 4x4 (EFI) (GT)	Note AC	63294 AQ	84354
16	450 (ALT)	96939	85260 AQ	96970
98-01	500 4X4	35048	37853 AQ	
00-01	500 Automatic 4X4	35048	60940 AQ	
02	500i Automatic 4X4	62840	63294 AQ	84354
02-04	500 4X4, Automatic (TBX) 4X4	62840	63294 AQ	84354
05-09	500 4x4 (Auto) (Manual)	Note AC	63294 AQ	84354
04-08	500 Automatic TRV 4X4	62840	63294 AQ	84354
09-16	500 4X4 (H1) (XT) (TRV) (MID-SIZE)	Note AC	63294 AQ	84354
15-16	500 4X4 (XR) (ALT XT)	Note AC	63294 AQ	97596
13-17	500 4X4	Note AC	63294 AQ	84354
2017	500 4X4 (ALT TRV)	Note AC	63294 AQ	97212
2017	500 4X4 (ALT)	96939	85260 AQ	96970
09-14	550 4X4 (XT) (LTD) (GT) (H1 EFI)	Note AC	63294 AQ	84354
09-17	550 4x4, (TRV LTD) (TRV XT) (TRV CUR) (TRV GT) (TRV H1)	Note AC	63294 AQ	84354
15-16	550 4X4 (XR EFI) (XR XT EFI) (XR LTD EFI) (ALT EFI) (ALT XT EFI) (ALT)	Note AA	63294 AQ	97596
16-17	550 4X4 (ALT TRV) (ALT TRV XT)	Note AC	63294 AQ	97212
2004	650 4X4	62840	63294 AQ	84354
05-11	650 TBX H1 LE TRV 4X4	Note AA	63294 AQ	84354
06-11	700 4x4 (H1 EFI) (H1 EFI TBX) (TRV) (TRV H1 EFI)	Note AC	63294 AQ	84354
06-11	700 4x4 (Auto) (Auto EFI) (Diesel) (TRV Cruiser)	Note AC	63294 AQ	84354
12-16	700 4x4 (GT) (GT LTD) (Mud Pro) (Mud Pro LTD) (LTD) (XT)	Note AC	63294 AQ	84354
12-16	700 4x4 (TBX) (TRV LTD) (TRV XT) (TBX SE) (TRV SE)	Note AC	63294 AQ	84354
15-17	700 4X4 (XR) (XR LTD) (XR XT) (ALT) (ALT XT)	Note AC	63294 AQ	97596
17	700 4X4 (ALT TRV XT)	Note AC	63294 AQ	97212
11-16	1000 (XT) (EPS) (TRV GT) (GT)	Note AC	63294 AQ	84354
17	1000 4X4 (ALT TRV XT)	Note AC	63294 AQ	84354
09-10	1000 H2 TRV 4X4	Note AC	63294 AQ	84354
10	1000 H2 Cruiser TRV 4X4	Note AA	63294 AQ	84354
13-15	1000 4X4 (TRV LTD)	Note AA	63294 AQ	84354
96-98	Bear Cat 454 4X4	35048	37853 AQ	
10	MudPro 650 H1 4X4	Note AC		
09-16	MudPro 700 H1 EFI 4X4 (LTD EPS) (LTD)	Note AA	63294 AQ	84354
10-16	MudPro 1000 H2 EFI 4X4 (LTD EPS) (SE)	Note AA	63294 AQ	84354
08-10	Thundercat 1000 H2 (LE) 4X4	Note AC	80582 AQ	84354

#### FOOTNOTES:

- AC Factory installed mount
- AA Factory installed winch
- U Fits RT/XT 15 series winches only
- AQ Compatible with 78100 (Provantage) and 86528 (Standard) Plow bases
- FS Fits small winch foot pattern only 4.875"
- FL Fits large winch foot pattern only 6.60"
- FB Fits both small and large winch foot patterns

### SXS WINCH AND PLOW MOUNTING KITS

YEAR	MODEL	WINCH MOUNTING KIT	FRONT PLOW MOUNTING KIT
09-14	Prowler 550 XT 4X4	Note AC	83875
14-15	Prowler 500 (HDX) (HDX LTD) (HDX XT)	Note AC	83875
16-17	500 HDX (XT)		97420
17	Prowler 500	Note AC	97420
15-16	Prowler 550 (XT)	Note AC	97420
08-09	Prowler 650 H1 XT 4X4	Note AC	83875
06-07	Prowler 650 H1 XT 4X4	Note AA	83875
09-15	Prowler 700 (XT) (XTX) (LE) (HDX) (HDX XT EPS) 4X4	Note AC	83875
16-17	700 HDX ( XT EPS) ( SE) (XT) (Crew)	Note AC	97420
15-17	Prowler 700 (XT)	Note AA	97420
09-14	Prowler 1000 XTZ 4X4	Note AC	83875
15-17	Prowler 1000 (XT EPS)	NOTE AA	97420
12-15	Wildcat 1000 (LTD)	89050, FL	
13-17	Wildcat (X) (4X) (4 LTD) (4) (X LTD) (TRAIL) (TRAIL XT) (4X LTD) (EPS)	89050, FL	
15-17	Wildcat Sport (LTD EPS) (XT)	Note AC	97215
15-17	Wildcat Trail (LTD EPS) (XT) (SE) (LTD)	Note AC	97215

**ATV WINCH AND PLOW MOUNTING KITS**

**FOOTNOTES:**

- AC Factory installed mount
- AA Factory installed winch
- U Fits RT/XT 15 series winches only
- AQ Compatible with 78100 (Provantage) and 86528 (Standard) Plow bases
- FS Fits small winch foot pattern only 4.875"
- FL Fits large winch foot pattern only 6.60"
- FB Fits both small and large winch foot patterns

YEAR	MODEL	WINCH MOUNTING KIT	CENTER PLOW MOUNTING KIT	FRONT PLOW MOUNTING KIT
03-05	Outlander 330 (Max) 2X4, 4X4	66288	67945 AQ	
03-04	Outlander 400 2X4 4X4 (XT)	66288	67945 AQ	
03-06	Outlander 400 4X4 Max	66288	67945 AQ	
05-06	Outlander 400 XT 4X4, Max XT	Note AA	67945 AQ	
06	Outlander 400 4X4 Max	66288	72504 AQ	79234
07-15	Outlander 400 4X4, (Max) (XT) 4X4	71881	72504 AQ	79234
15-16	Outlander L 450 (DPS) (Max DPS) (XT)	Note AC		97130
16-17	Outlander 450, DPS, XT	Note AC		97130
16-17	Outlander Max 450, DPS	Note AC		97130
07-08	Outlander 500 4X4 Max	71881	72504 AQ	79234
09-12	Outlander 500 4X4 Max XT (LTD)	Note AA	72504 AQ	79234
13-14	Outlander 500 4X4 Max XT (LTD)	Note AA		97130
15	Outland L 500 4x4 (DPS)	Note AC		97130
16-17	Outlander L 570 4x4 (MossyOak ED)	Note AA		97130
16-17	Outlander L 570 4x4 (DPS) (LE) (Max DPS)	Note AC		97130
16-17	Outlander 570 4x4 (DPS) (Max DPS)	Note AC		97130
16-17	Outlander 570 4x4 (XT) (Max XT)	Note AA		97130
06-07	Outlander 650 XT 4X4, Max XT 4X4	71881	72504 AQ	79234
06-12	Outlander 650 4X4 (R) (Max) (MR) (DPS) (LTD)	71881	72504 AQ	79234
08-12	Outlander 650 Max XT (XT-P) 4X4	Note AA	72504 AQ	79234
13-16	Outlander 650 4X4 (R) (Max) (MR) (DPS) (LTD) (XT)	Note AA		95840
16	Outlander 650 4X4 (DPS) (XT)	Note AC		95840
16	Outlander 650 6X6 DPS	Note AA		95840
06-08	Outlander 800 4X4, Max 4X4	71881	72504 AQ	79234
08-12	Outlander 800 4X4 (R) (Max) (MR) (DPS) (LTD)	71881	72504 AQ	79234
08-12	Outlander 800 Max XT (XT-P) 4X4	Note AA	72504 AQ	79234
13-16	Outlander 800 4X4 (R) (Max) (XT) (X) (XT-P) (MR)	Note AA		95840
15	Outlander 850 4X4 (Max XT)	Note AA		95840
16	Outlander 850 4X4 (DPS) (XT) (XT-XTP)(Max)	Note AA		95840
16	Outlander 850 4X4 (MR)	Note AC		95840
13-16	Outlander 1000 4X4 (R) (Max) (XT) (X) (XT-P) (MR)	Note AA		95840
16	Outlander 1000R 4x4 (DPS) (XT)	Note AA		95840
16	Outlander 1000R 4x4 (XT-P) (Max ST) (Max XP-Pa) (Max LTD)	Note AA		95840
16	Outlander 1000R 6X6 XT	Note AA		95840
12-15	Renegade 500 4X4 (R) (Max) (XT) (X) (XT-P)	89535	89613 AQ	
12-15	Renegade 800 4X4 (R) (Max) (XT) (X) (XT-P)	89535	89613 AQ	
12-15	Renegade 1000 4X4 (R) (Max) (XT) (X) (XT-P)	89535	89613 AQ	
16-17	Renegade 570 4x4 XC, X XC	89535	89613 AQ	
16-17	Renegade 570 4x4 XC, X XC	89535	89613 AQ	
16-17	Renegade 570 4x4 XC, X XC	89535	89613 AQ	
01-04	Quest 500 4X4 (XL)	65563		
01-04	Quest 650 4X4 (Max) (XL)	65563		
01-03	Traxter 2X4	65563		
99-04	Traxter 4X4	65563		
05	Traxter 500 4X4 Automatic (CVT) (XT)	65563		
05	Traxter 650 Automatic CVT 4X4	65563		
05	Traxter 650 4X4 Automatic CVT XT	Note AA		
03-04	Traxter Max 4X4	65563		
05	Traxter Max 500 Automatic 4X4	65563		
05	Traxter Max 500 Automatic XT 4X4	Note AA		
05	Traxter Max 650 Automatic CVT 4X4	65563		
05	Traxter Max 650 Automatic CVT XT 4X4	Note AA		
01-04	Traxter (XL) (XT) 4X4	65563		
05	Traxter XL 500 4X4	65563		

**SXS WINCH AND PLOW MOUNTING KITS**

YEAR	MODEL	WINCH MOUNTING KIT	FRONT PLOW MOUNTING KIT
11-14	Commander 800 (R) (X) (XT) (DPS) (XT-P) (LTD) (MAX)	85810 FB	85690
11-14	Commander 1000 (R) (X) (XT) (DPS) (XT-P) (LTD) (MAX)	85810 FB	85690
15-17	Commander 800 (R) (X) (XT) (DPS) (XT-P) (LTD) (MAX)	85810 FB	85690
15-17	Commander 1000 (R) (X) (XT) (DPS) (XT-P) (LTD) (MAX)	85810 FB	85690
13-15	Maverick 1000 (X RS) (DPS) (XC) (X XC) (X MR) (X DS) (Turbo) (Max)	92145 FL	91255
16-17	Defender 1000, 800 (MAX) (DPS) (XT) (STD)(NXT)	Note AA	95850

**ATV WINCH AND PLOW MOUNTING KITS**

YEAR	MODEL	WINCH MOUNTING KIT	CENTER PLOW MOUNTING KIT	FRONT PLOW MOUNTING KIT
97-04	Recon TRX250 (TM) (ES) (TE) 2X4	37209 U		
05-17	Recon TRX250 (TM) (ES) (TE) 2x4	79840 U		
93-00	Foreman TRX300FW 4X4	37850		
00-06	Rancher TRX350 (TM) (ES) (TE)2X4	68852	63290 AQ	
00-06	Rancher TRX350 (FM) (ES) (FE) 4X4	68852	63290 AQ	
04-07	Rancher AT TRX400 (FA) (FG) (FGA) (GPScape) 4x4	68852	63290 AQ	
07-14	Rancher TRX420 (AT) (EPS) (TM) (TE) (FA) (FM) (FE) (FPE) (FPA) (FPM) 4x4	84704 AN	87686 AQ	80031
15-17	Rancher TRX420 (AT) (EPS) (FA) (FM) (FE) (FPE) (FPA) (FPM) 4x4	92450	93901 AQ	93515
95-03	Foreman (TRX400FW) 4X4	60174	37851 AQ	
98-04	Foreman TRX450 4X4 (S) (ES) (FM) (FE)	60174	37852 AQ	
05-06	Foreman TRX500 (TM) (FE) 2X4 4X4	70830	70583 AQ	80554
14-17	Foreman TRX500 (FM) (FPM) (ES) (FE) (FPE) 4X4	92450	93901 AQ	93515
07-11	Foreman TRX500 (FM) (FPM) (ES) (FE) (FPE) 4X4	84705	70583 AQ	80554
12-13	Foreman TRX500 (FE) (FM) (FPE) (FPM) 4x4	87180	87686 AQ	87190
00-04	Rubicon TRX500 (FA) 4X4	84706	61611 AQ	
05-06	Rubicon TRX500 (FA) (FGA) 4x4	70830	70583 AQ	80554
07-14	Rubicon TRX500 (FA) (FPA) (FGA) 4x4	84705	70583 AQ	80554
15-17	Rubicon TRX500 (FA) 4x4	92450	93901 AQ	93515
03-05	Rincon TRX650 (FA) 4X4	84706	65070 AQ	79673
06-17	Rincon TRX680 (FA) (FGA) 4X4	84706	65070 AQ	79673

**SXS WINCH AND PLOW MOUNTING KITS**

YEAR	MODEL	WINCH MOUNTING KIT	FRONT PLOW MOUNTING KIT
08-13	Big Red (MUV700)	83405 G, FB	80913 FB
15-17	Pioneer 500	93720 FS	93730 FB
14-17	Pioneer 700	93924 FE, FB	93954 FE, FB
16-17	Pioneer 1000	93790 FE, FL	93820 FE, FB

**ATV WINCH AND PLOW MOUNTING KITS**

YEAR	MODEL	WINCH MOUNTING KIT	CENTER PLOW MOUNTING KIT	FRONT PLOW MOUNTING KIT
89-02	Bayou 300 4X4	28880 M		
05-13	Brute Force 650 4X4	70825	62686 AQ	81922 FF
08-13	Brute Force 650 4X4i	70825 AI	70588 AQ	82530 AV
06-08	Brute Force 750 4X4i	70207	70558 AQ	82530 AV
09-17	Brute Force 750 4X4i	70207	70558 AQ	80360
99-02	Prairie 300 2X4 4X4	39308		
02-13	Prairie 360 2X4, 4X4	63801	62686 AQ	80556
99-02	Prairie 400 4X4	39555		
01-03	Prairie 650 Twin 4x4		62686 AQ	
04-06	Prairie 700 4x4		62686 AQ	

**SXS WINCH AND PLOW MOUNTING KITS**

YEAR	MODEL	WINCH MOUNTING KIT	FRONT PLOW MOUNTING KIT
08-16	Mule 600 2x4, 610 4X4	84155 FS	84090 AU
05-16	Mule 610 4x4 (XC)	84155 FS	84090 AU
00-02	Mule 2500 4X4	60974 FS	
02-09	Mule 3000 2X4	74186 AJ, AK, FL	
02-09	Mule 3010 4X4	74186 AJ, AK, FL	
10-17	Mule 4000 2X4	80586 FS	83503
09-17	Mule 4010 Gas / Diesel 4X4, Gas / Diesel Trans 4X4	80586 FS	83503
15-17	Mule PRO FXT, DXT, DX, FX	94510 FL	95370
2017	Mule SX 6 SX XC (4x4) (SE) (XC SE)	94580 FS	96990
08-13	Teryx 750 (FI) (LE) (Camo) (Sport) (SGE)	83870 AX, FB	79925
12-13	Teryx 4 750 (EPS) (LE) (Camo)	88449 H, FB	88330
14-17	Teryx	93414 H, FB	88330
14-17	Teryx 4	93414 H, FB	88330

**FOOTNOTES:**

- AN Fits RT/XT 25/30, PV25-35, V20-30 series winches only
- U Fits RT/XT 15 series winches only
- AC Factory installed mount
- AA Factory installed winch
- AQ Compatible with 78100 (Provantage) and 86528 (Standard) Plow bases
- FE Not compatible with OE winch or plow mount
- G Not compatible with V4000
- FS Fits small winch foot pattern only 4.875"
- FL Fits large winch foot pattern only 6.60"
- FB Fits both small and large winch foot patterns

**FOOTNOTES:**

- M May not fit 3.0 2.5 and 3.0 RT/XT, PV25-35, V2-3, winch mount modification may be required
- AI Must be rev. A2 for "I" serial model
- AV Not compatible with body armor
- FF Not compatible with OEM winch mount
- AQ Compatible with 78100 (Provantage) and 62100 (Standard) Plow bases
- AJ Fits 4000-4500 winches only
- AK Does not fit Trans 4x4 diesel
- AX When using with plow mount must use 4000 or 4500 winches only
- H Not compatible with Warn bumper
- AU Must use appropriate ATV blade and base
- FS Fits small winch foot pattern only 4.875"
- FL Fits large winch foot pattern only 6.60"
- FB Fits both small and large winch foot patterns

# KUBOTA

## SXS WINCH AND PLOW MOUNTING KITS

**FOOTNOTES:**

**AU** Must use 92100 Plow base and corresponding ATV Provantage Plow blade (50", 54", 60")

**FB** Fits both small and large winch foot patterns

YEAR	MODEL	WINCH MOUNTING KIT	FRONT PLOW MOUNTING KIT
12-16	RTV 400Ci Orange, realtree	82001 <b>FB</b>	83650 <b>AU</b>
08-16	RTV500 4x4, Orange, Realtree	82001 <b>FB</b>	83650 <b>AU</b>
05-11	RTV 900 4X4	70555 <b>FB</b>	
12-16	RTV 900XT 4X4, General purpose, Utility, worksite orange, orange s, camo	91480	91490
05-11	RTV 1100 4X4 Orange, Real tree	79900 <b>FB</b>	
09-16	RTV 1140 (CPX) (Orange) (Camo) 4X4	91480 <b>FB</b>	

# KYMGCO

## ATV WINCH AND PLOW MOUNTING KITS

**FOOTNOTES:**

**AQ** Compatible with 78100 (Provantage) and 86528 (Standard) Plow bases

**T** Factory winch mount fits RT/XT 25/30, PV 25/35, V 2/3

**FB** Fits both small and large winch foot patterns

YEAR	MODEL	WINCH MOUNTING KIT	CENTER PLOW MOUNTING KIT	FRONT PLOW MOUNTING KIT
06-15	MXU 300	Note <b>T</b>		
09-13	MXU 375	Note <b>T</b>	84820 <b>AQ</b>	
10-11	MXU 375 LE	Note <b>T</b>		
12-16	MXU 450i 4x4 (EFI) (LE) (Camo) (50th)	Note <b>T</b>		88085
07-12	MXU 500 (i) 4x4	Note <b>T</b>	86680 <b>AQ</b>	86142
13-16	MXU 500 (i) 4x49 (Camo) (EPS) (50th)	Note <b>T</b>		
13-16	MXU 700i (LE) (EPS) (Camo) (50th)	Note <b>T</b>		

## SXS WINCH AND PLOW MOUNTING KITS

YEAR	MODEL	WINCH MOUNTING KIT	FRONT PLOW MOUNTING KIT
15-16	UXV450i (LE) (TURF) (Camo)	Note <b>T</b>	
09-16	UXV500 (i) (Camo) (IRS) (G) (G Turf)	Note <b>T</b>	86386 <b>FB</b>
10-13	UXV500 (i) (LE) (SE)	Note <b>T</b>	86386 <b>FB</b>
14-16	UXV500 (LE) (HE) (TURF) (Camo) (50th Anniversary)	Note <b>T</b>	
14-16	UXV700i (Camo) (LE) (Turf)	Note <b>T</b>	

# POLARIS

## ATV WINCH AND PLOW MOUNTING KITS

**FOOTNOTES:**

**AP** Must be revision A1 for 2012 application

**S** Combination winch mount and bumper

**AU** Must use 92100 Plow base and corresponding ATV Provantage Plow blade (50", 54", 60")

**AB** Rear mount winch kit

**AY** Will not work with "Demand Drive" front differential

**AC** Factory installed mount

**AA** Factory installed winch

**U** Fits RT/XT 15 series winches only

**AQ** Compatible with 78100 (Provantage) and 86528 (Standard) Plow bases

**PP** Will not work with SP Edition

**C** Requires a WARN winch mount to install bumper

**J** Not compatible with WARN Multi-Mount kit

YEAR	MODEL	WINCH MOUNTING KIT	CENTER PLOW MOUNTING KIT	FRONT PLOW MOUNTING KIT
04-05	ATP 330 4X4	34901	64580 <b>AQ</b>	
04-05	ATP 500 H.O. 4X4	34901	64580 <b>AQ</b>	
98-02	Diesel 4X4	34901		
06-07	Hawkeye 300 4X4	85104		
00-02	Magnum 325 4X4	34901		
03-06	Magnum 330 4X4	34901	64580 <b>AQ</b>	
99-02	Magnum 500 4X4, RMK 2X4	34901	39609 <b>AQ</b>	
99-06	Scrambler 400, 500, 2X4 & 4x4	60891 <b>AB</b>		
13-15	Scrambler XP 850 H.O.	87714		
14-15	Scrambler XP 1000 H.O.	87714		
08-10	Sportsman 300, (H.O.) 4x4	85104	79018 <b>AQ</b>	83170
98-00	Sportsman 335 4X4	34901	37843 <b>AQ</b>	
16-	Sportsman 350 ETX	87714	94644 <b>AQ</b>	95160
01-03	Sportsman 400 4X4	34901	37843 <b>AQ</b>	
04-04 1/2	Sportsman 400 4X4	68573 <b>S</b>	37843 <b>AQ</b>	
04 1/2-07	Sportsman 400 4X4	73680	37843 <b>AQ</b>	
08-10	Sportsman 400 4X4 (H.O.)	85104	79018 <b>AQ</b>	83170
11-14	Sportsman 400 4X4	87714	87355 <b>AQ</b>	91280
96-03	Sportsman 450 4X4	73680	37843 <b>AQ</b>	
16	Sportsman 450 4X4	87714	94644 <b>AQ</b>	95160
04-04 1/2	Sportsman 500 4X4	34901	37843 <b>AQ</b>	83110 <b>AY</b>
04 1/2-07	Sportsman 500 4X4	68573 <b>S</b>	37843 <b>AQ</b>	83110 <b>AY</b>
08-10	Sportsman 500, (H.O.), (EFI), 4X4	73680	37843 <b>AQ</b>	83110 <b>AY</b>
08-11	Sportsman 500, (Touring), (X2), 4X4	73680	87355 <b>AQ</b>	

# POLARIS

## ATV WINCH AND PLOW MOUNTING KITS (CONTINUED)

YEAR	MODEL	WINCH MOUNTING KIT	CENTER PLOW MOUNTING KIT	FRONT PLOW MOUNTING KIT
11-16	Sportsman 500 4X4 (H.O.), (Touring)	87714	87355 <b>AQ</b>	91280 <b>PP</b>
10-14	Sportsman 550 4X4 (EPS) (XP) (H.O.) (X2)	98410	80260 <b>AQ</b>	80545
14	Sportsman 570 4X4, (X2)	87714		94765
14	Sportsman 570 4X4, (EPS) (EFI)	87714	94644 <b>AQ</b>	94765
15-17	Sportsman 570 4X4	87714	94644 <b>AQ</b>	95160
15-17	Sportsman 570 4X4 (X2)	87714		95160
15-17	Sportsman 570 4X4 (SP) (X2)	87714		98678
15-17	Sportsman 570 4X4 (SP) (EPS) (EFI)	87714	94644 <b>AQ</b>	98678
03	Sportsman 600 Twin 4X4	63799	63936 <b>AQ</b>	
04 -04 1/2	Sportsman 600 Twin 4X4	68573 <b>S</b>	63936 <b>AQ</b>	
04 1/2-05	Sportsman 600 Twin 4X4	73680	63936 <b>AQ</b>	
02-03	Sportsman 700 Twin 4X4	63799	63936 <b>AQ</b>	79608
04 -05	Sportsman 700 (EFI)Twin 4X4	68573 <b>S</b>	63936 <b>AQ</b>	79608
05-07	Sportsman 700 Twin 4X4 (EFI)	73680	63936 <b>AQ</b>	79608
08	Sportsman 700 4x4 (X2 EFI)	73680	78395 <b>AQ</b>	
05-10	Sportsman 800 4X4 (EFI) (EFI HO)	73680	78395 <b>AQ</b>	79608
07-08	Sportsman 800 4X4 (X2 EFI LE) (Tour EFI)	73680	78395 <b>AQ</b>	
2009	Sportsman 800 Big Boss 6X6	73680		79608
11-13	Sportsman 800 (H.O.) (EFI) 4X4, Big Boss 6X6	87714	87355 <b>AQ</b>	91280
09-14	Sportsman 850 4X4 (XP) (EPS) (Tour)	98410	80260 <b>AQ</b>	80545
09-14	Sportsman 850 4X4 (XP) (EPS) (X2)	98410		80545
15-17	Sportsman 850 4X4 (SP) (EPS)	98410	80260 <b>AQ</b>	96322
15-17	Sportsman 850 4X4 (SP) (EPS) (Highlifter)	98410	80260 <b>AQ</b>	96322
15-17	Sportsman 850 4X4 (SP) (EPS) (Tour)	98410		96322
15-17	Sportsman 1000 4x4 (XP) (Highlifter)	98410	80260 <b>AQ</b>	96322
15-17	Sportsman 1000 4x4 (XP) (Tour)	98410		96322
99-08	Sportsman 6X6	34901		
05	Sportsman MV 4X4	Note <b>AA</b>		
06	Sportsman MV7 4X4	Note <b>AA</b>		
01-02	Xpedition 325 4X4	34901		
00-03	Xpedition 425 4X4	34901	39609 <b>AQ</b>	
97-02	Xplorer 300, 400 4X4	34901	37846 <b>AQ</b>	
96-97	Xpress 400 / Xplorer 500 4X4	34901	39608 <b>AQ</b>	
14-16	ACE 325	98410	95848 <b>AQ</b>	96460
15-17	ACE 570 (SP)	98410	95848 <b>AQ</b>	96460
17	ACE 900 (SP)	98410	95848 <b>AQ</b>	96460

**FOOTNOTES:**

**AN** Fits RT/XT 25/30, PV25-35, V20-30 series winches only

**AP** Must be revision A1 for 2012 application

**S** Combination winch mount and bumper

**AU** Must use 92100 Plow base and corresponding ATV Provantage Plow blade (50", 54", 60")

**AB** Rear mount winch kit

**AY** Will not work with "Demand Drive" front differential

**AC** Factory installed mount

**AA** Factory installed winch

**U** Fits RT/XT 15 series winches only

**AQ** Compatible with 78100 (Provantage) and 86528 (Standard) Plow bases

**PP** Will not work with SP Edition

**C** Requires a WARN winch mount to install bumper

**J** Not compatible with WARN Multi-Mount kit

**FS** Fits small winch foot pattern only 4.875"

**FL** Fits large winch foot pattern only 6.60"

**FB** Fits both small and large winch foot patterns

## SXS WINCH AND PLOW MOUNTING KITS

YEAR	MODEL	WINCH MOUNTING KIT	FRONT PLOW MOUNTING KIT
09	Ranger 400 4x4 (crew)	80371 <b>FL</b>	
10-14	Ranger 400 Midsize (HO) (Crew)	90459 <b>AN, FS</b>	90546
08	Ranger 4x4 500	80368 <b>FL</b>	81580
09	Ranger 4x4 500 (Crew)	80371 <b>FL</b>	79700
11-13	Ranger 500 4x4 Midsize (HO) (Crew)	90459 <b>AN, FS</b>	
11-14	Ranger 500 EFI	90459 <b>AN, FS</b>	
15-16	Ranger 570, Mid-size	90459 <b>AN, FS</b>	90546
15-17	Ranger 570 (Full-size)	90930 <b>FL</b>	90924
98-01	Ranger 6x6	38914 <b>FL</b>	
08	Ranger 700 4x4 (HP)	80368 <b>FL</b>	81580
09	Ranger 700 4x4 (Crew)	80368 <b>FL</b>	81580
09	Ranger 700 4x4 (HD) (HP)	80371 <b>FL</b>	79700
08-09	Ranger 700 6x6	80368 <b>FL</b>	81850
10-15	Ranger 800 4x4 (SP) (EPS) (Crew) (HD)	80371 <b>FL</b>	79700
10-16	Ranger 800 6x6	80371 <b>FL</b>	79700
12-15	Ranger 800 Midsize (EFI) (HO) (Crew)	90459 <b>AN, FS</b>	90546
11-14	Ranger (Diesel) (HD) (EPS) 4X4	80371 <b>FL</b>	79700
15-17	Ranger (Diesel) (HD) (EPS) 4X4	90930 <b>FL</b>	90924
15-17	Ranger 900 (XP)	90930 <b>FL</b>	90924
15-17	Ranger 900 Crew (Full Size)	90930 <b>FL</b>	90924
12-17	Ranger RZR 570	80335 <b>AN, FS</b>	80681 <b>AU</b>
09-14	Ranger RZR 800 4X4 (S) (EPS) (LE) (4)	80335 <b>AN, FS</b>	80681 <b>AU</b>
11-14	Ranger RZR 4 800 4X4 (EPS) (LE) (S)	80335 <b>AN, FS</b>	80681 <b>AU</b>
11-14	Ranger RZR 900 4x4 (XP) (EPS) (LE) (S) (4)	87987 <b>AN, FS</b>	
15-17	Ranger RZR 900 4x4 (XP) (EPS) (LE) (S) (4)	92332 <b>AN, FS</b>	97084 <b>AU</b>
14-17	Ranger RZR 1000 4x4 (XP) (EPS) (LE) (S) (4)	92332 <b>AN, FS</b>	97084 <b>AU</b>
16-17	General 1000	Note <b>AA</b>	97340

# SUZUKI

## ATV WINCH AND PLOW MOUNTING KITS

**FOOTNOTES:**

- AQ** Compatible with 78100 (Provantage) and 86528 (Standard) Plow bases
- T** Factory winch mount fits RT/XT 25/30, PV 25/35, V 2/3
- M** May not fit 3.0 2.5 and 3.0 RT/XT, PV25-35, V2-3, winch mount modification may be required
- L** This kit requires using the WARN Provantage plow lift to raise plow

YEAR	MODEL	WINCH MOUNTING KIT	CENTER PLOW MOUNTING KIT	FRONT PLOW MOUNTING KIT
02-04	Eiger 400 (LT-A400) (LT-F400) 2X4	63796	63840 AQ	
02-06	Eiger 400 (LT-A400F) (LT-F400F) 4X4	63796	63840 AQ	
93-03	King Quad 300 4X4	37842 L		
08-17	King Quad 400 (AS) (FS) (I) (Camo) (Special Edition) 4X4	83130	63840 AQ	80566
07-10	King Quad 450 (Axi) (PS) 4X4	70326	70737 AQ	80558
09-17	King Quad 500 AXI (PS) (Camo) (Special Edition) 4X4	70326	70737 AQ	80558
05-07	King Quad 700 4X4	70326	70737 AQ	80558
08-17	King Quad 750 (Axi) (PS) (Camo) (Special Edition) 4X4	70326	70737 AQ	80558
99	Quad Master 500 (LT-A500F) 4X4	37812		
00-01	Quad Master 500 (LT-A500F) 4X4	37812		
92-98	Quad Runner 250 (LT-F250) 2X4, (LT-F250F) 4X4	30476 M		
07-08	Quad Racer R450 (LT-R450) 2X4	70326		
98-03	Quad Runner 500 (LT-F500F) 4X4	37812		
02-06	Vinson 500 (LT-A500F) 4X4	63811	65400 AQ	
03-05	Vinson 500 (LT-F500F) 4X4	63811	65400 AQ	

# YAMAHA

## ATV WINCH AND PLOW MOUNTING KITS

**FOOTNOTES:**

- AQ** Compatible with 78100 (Provantage) and 86528 (Standard) Plow bases
- Y** Not compatible with manual plow lift
- BA** Must use WARN winch
- L** This kit requires using the WARN Provantage plow lift to raise plow
- M** May not fit 3.0 2.5 and 3.0 RT/XT, PV25-35, V2-3, winch mount modification may be required
- AN** Fits RT/XT 25/30, PV25-35, V20-30 series winches only
- S** Combo winch mount and bumper
- AP** Must be rev. A1
- FS** Fits small winch foot pattern only 4.875"
- FL** Fits large winch foot pattern only 6.60"
- FB** Fits both small and large winch foot patterns

YEAR	MODEL	WINCH MOUNTING KIT	CENTER PLOW MOUNTING KIT	FRONT PLOW MOUNTING KIT
98-04	Beartracker 2X2 (Realtree)	39439		
95-87	Big Bear 2X2, 4X4	28876 M		
96-99	Big Bear 2X2, 4X4	28876 M	37839 AQ	
00-01	Big Bear 400 Professional	60170	37840 AQ, Y	
00-06	Big Bear 400 2X2, 4X4 (Realtree) 4X4 (Hunter)	60272	60124 AQ	
07-12	Big Bear 400 (4WD) (IRS) (Hunter) (Exploring)	81340	60124 AQ	
04-06	Bruin 350 (AUTO) 2X2, 4X4 (Hunter) (Hardwood)	68366	64670 AQ	
12-14	Grizzly 300	74496	64670 AQ	
07-11	Grizzly 350 2X2, 4X4 (Hunter)	76192 AN	64670 AQ	
12-14	Grizzly 350 2X2, 4X4 (Hunter/Hunting)	91640	64670 AQ	81656
07-11	Grizzly 350 (IRS) 4X4 (Hunter)	76192 AN	64670 AQ	81656
05-09	Grizzly 400 4X4 (Hunter)	76192 AN	64670 AQ	80534
05-07	Grizzly 450 (Hunter) (Outdoorsman EDITION) (Special Silver)	76192 AN	64670 AQ	80534
08-10	Grizzly 450 4X4 (Hunter) (Special Edition)	80540	64670 AQ	80534
11-14	Grizzly 450 4X4 (EPS) (Hunter/Hunting)	80540	64670 AQ	80534
09-11	Grizzly 550 (FI) (EPS) 4X4 (Hunter) (Special Edition)	74496	73996 AQ	79403
12-12	Grizzly 550 (EPS) 4X4 (Hunter)	74496	88188 AQ	79403
13-14	Grizzly 550 (FI) (EPS) (Hunter/Hunting)	74496	88188 AQ	79403
98-98	Grizzly 600	36693	37841 AQ	
99-01	Grizzly 600 (Realtree Hunter)	36693	39553 AQ	
02-08	Grizzly 660 (AUTO) 4X4 (Ducks) (Hunter) (Wetlands) (Hardwoods) (SE) (Special Edition) (HD CAMO)	65098	64669 AQ	79605
07-07	Grizzly 700 (Hunter) (Ducks) (Outdoorsman) (Special Edition Silver)	74496	73996 AQ	79403
08-11	Grizzly 700 (FI) (EPS) 4X4 (Hunter) (Ducks) (Special) (Special Edition)	74496	73996 AQ	79403
12-12	Grizzly 700 (EPS) 4X4 (Hunter) (Special Edition) (Realtree)	74496	88188 AQ	79403
13-15	Grizzly 700 (FI) (EPS) 4X4 (HUNT/Hunter/Hunting) (Special Edition) (SE)	74496	88188 AQ	79403
16-17	Grizzly 700 (EPS) 4X4 (Hunter) (SE)	95740	88188 AQ	95745 BA
96-98	Kodiak 400 4X4		37840 AQ, Y	
99	Kodiak 400 4X4		37839 AQ	
00-02	Kodiak 400 2X2, 4X4 (Hunter)	60170		
03-04	Kodiak 400 2X2, 4X4 (Hunter)	63945	64670 AQ	81656
05-06	Kodiak 400 4X4 (Hunter)	76192 AN	64670 AQ	81656
03-04	Kodiak 450 (AUTO) 4X4 (Hardwoods) (Realtree)	63945	64670 AQ	
05-06	Kodiak 450 4X4 (Hunter) (BLACK CARBON) (Outdoorsman) (Special Edition)	76192 AN	64670 AQ	80534
16-17	Kodiak 700 (EPS) 4X4 (Hunter) (SE)	95740	88188 AQ	95745 BA
06-10	Wolverine 450 4X4			72364

## SXS WINCH AND PLOW MOUNTING KITS

YEAR	MODEL	WINCH MOUNTING KIT	FRONT PLOW MOUNTING KIT
06-07	Rhino 450 4X4 (HD Camo) (Hunter) (Special Edition)	83159 S, FB	79815 FL
08-09	Rhino 450 (Hunter) (Special Edition)	83159 S, FB	79815 FL
03-05	Rhino 660 (Camo) (Hunter)	83159 S, FB	79815 FL
06-07	Rhino 660 4X4 (Hunter) (Special/Sports/Exploring/Ducks Unlimited Edition)	83159 S, FB	79815 FL
08-11	Rhino 700 (Hunter) (Sport) (FI) (Ducks Unlimited) (Special/Sport Edition I,II)	83159 S, FB	79815 FL
12-13	Rhino 700 (Hunter) (Sport)	83159 S, FB	79815 FL
14	Viking 700 (EPS) (Hunter) (SE)	92158, FB	92156 FB
15-17	Viking (EPS) (Hunter) (SE) (VI)	92158, FB	92156 FB
16-17	Wolverine (Hunter) (EPS) (R-SPEC) (SE)	95350, FS	95475 FS

# ARCTIC CAT

## ATV BODY ARMOR AND BUMPERS

YEAR	MODEL	CHASSIS	SIDE CHASSIS	FRONT A-ARM	REAR A-ARM	BUMPER
02	375 Automatic 2X4, 4X4					63307 J
02	400 i 2X4, 4X4					63307 J
03-04	400 2X4 (Automatic)					63307 J
03-08	400 4X4 (Automatic) (ACT) (VP)					63307 J
04	400 Automatic TBX 4X4					63307 J
05-07	400 Automatic (TBX) (LE) 4X4					63307 J
07-10	400 Automatic TRV 4X4					63307 J
02-04	500 4X4, Automatic (TBX) 4X4					63307 J
04-08	500 Automatic TRV 4X4					63307 J

**FOOTNOTES:**

- J** Not compatible with WARN Multi-Mount kit
- S** Combination winch mount and bumper

## SXS BODY ARMOR AND BUMPERS

YEAR	MODEL	CHASSIS	SIDE CHASSIS	FRONT A-ARM	REAR A-ARM	BUMPER
08-09	Prowler 650 H1 XT 4X4	83879	83877	74544	74644	74964 S
06-07	Prowler 650 H1 XT 4X4	83879	83877	74544	74644	74964 S
09-15	Prowler 700 (XT) (XTX) (LE) (HDX) (HDX XT EPS) 4X4	83879	83877	74544	74644	74964 S
12-15	Wildcat 1000 (LTD)			89097		

# CAN-AM/BRP

## ATV BODY ARMOR AND BUMPERS

YEAR	MODEL	CHASSIS	SIDE CHASSIS	FRONT A-ARM	REAR A-ARM	BUMPER
08-12	Outlander 400 4X4 (EFI) (XT) (H.O.) (MAX) (XT)			78786		
2007	Outlander 500 H.O. MAX EFI 4X4	78610		78786		
2008	Outlander 500 H.O. MAX EFI XT 4X4			78786		
2010	Outlander 500 MAX LTD 4X4			78786		
09-12	Outlander 500 (EFI) (XT) 4X4	78610		78786		
06-12	Outlander 650 4X4 (EFI) (XT) (H.O.) (Max)	78610		78786		
06-08	Outlander 800 4X4 (EFI) (XT) (Max) (H.O.) (LTD)	78610		78786		
09-12	Outlander 800R (EFI) (XT) (XT-P) 4X4	78610		78786		
12-13	Outlander 1000 4X4 (R) (MAX) (XT) (X) (XT-P) (MR)			90703		

## SXS BODY ARMOR AND BUMPERS

YEAR	MODEL	CHASSIS	SIDE CHASSIS	FRONT A-ARM	REAR A-ARM	BUMPER
11-14	Commander 800 (R) (X) (XT) (DPS) (XT-P) (LTD) (Max)	85635	85640	85645	85650	85623
11-14	Commander 1000 (R) (X) (XT) (DPS) (XT-P) (LTD) (MAX)	85635	85640	85645	85650	85623
13-15	Maverick 1000 (X RS) (DPS) (XC) (X XC) (X MR) (X DS) (Turbo) (Max)		91320	91348		91270

# HONDA

## ATV BODY ARMOR AND BUMPERS

YEAR	MODEL	CHASSIS	SIDE CHASSIS	FRONT A-ARM	REAR A-ARM	BUMPER
00-06	Rancher TRX350 (TM) (ES) (TE) 2X4					62329
00-06	Rancher TRX350 (FM) (ES) (FE) 4X4					62329
04-07	Rancher AT TRX400 (FA) (FG) (FGA) (GPScape) 4x4					68766
10-13	Rancher TRX420 (AT) (EPS) (TM) (TE) (FA) (FM) (FE) (FPE) (FPA) (FPM) 4X4	84631		84645		81910
98-04	Foreman TRX450 4X4 (S) (ES) (FM) (FE)					62327 J
05-10	Foreman TRX500 (TM) 4X4	76020		75881		71175 J
07	Foreman TRX500 (TM) 2X4	76020		75881		71175 J
05-09	Foreman TRX500 (FM) (FPM) (ES) (FE) (FPE) 4X4	76020		75881		71175 J
09-11	Foreman TRX500 (FM) (FPM) (ES) (FE) (FPE) 4X4	76020		75881		71175 J
12-13	Foreman TRX500 (FM) (FPM) (ES) (FE) (FPE) 4X4					87732
00-04	Rubicon TRX500 (FA) 4X4	76020		75881		62331
05-14	Rubicon TRX500 (FA) (FGA) 4X4	76020		75881		71175 J
08-14	Rubicon TRX500 (FA) (FPA) (FGA) 4X4	76020		75881		71175 J
03-06	Rincon TRX650 (FA) 4X4	76040		75881	76265	65583
07-14	Rincon TRX680 (FA) (FGA) 4X4	76040		75881	76265	65583

**FOOTNOTES:**

- J** Not compatible with WARN Multi-Mount kit

## SXS BODY ARMOR AND BUMPERS

YEAR	MODEL	CHASSIS	SIDE CHASSIS	FRONT A-ARM	REAR A-ARM	BUMPER
08-13	Big Red (MUV700)					84654



# KAWASAKI

## ATV BODY ARMOR AND BUMPERS

YEAR	MODEL	CHASSIS	SIDE CHASSIS	FRONT A-ARM	REAR A-ARM	BUMPER
06-12	Brute Force 650 4X4	76270		76290		72539 J
06-08	Brute Force 650 4X4i	76285		76298	76305	83770 J
09-13	Brute Force 650 4X4i	80562		76298	76305	83770 J
06-08	Brute Force 750 4X4i	76285		76298	76305	70815
09-17	Brute Force 750 4X4i	80562		88340	88342	88697

## SXS BODY ARMOR AND BUMPERS

YEAR	MODEL	CHASSIS	SIDE CHASSIS	FRONT A-ARM	REAR A-ARM	BUMPER
08-14	Teryx 750 (F) (LE) (Camo) (Sport) (SGE)	82210	83092	81809	83076	83965 S
12-14	Teryx 4 750 (EPS) (LE) (Camo)		94202	94026	94027	88225 S

**FOOTNOTES:**

- J Not compatible with WARN Multi-Mount kit
- S Combination Winch mount and bumper

# POLARIS

## ATV BODY ARMOR AND BUMPERS

YEAR	MODEL	CHASSIS	SIDE CHASSIS	FRONT A-ARM	REAR A-ARM	BUMPER
04-05	ATP 330 4X4					62323 C, J
04-05	ATP 500 H.O. 4X4					62323 C, J
98-02	Diesel 4X4					62323 C, J
06-07	Hawkeye 300 4X4					62323 C, J
00-02	Magnum 325 4X4					62323 C, J
03-06	Magnum 330 4X4					62323 C, J
99-02	Magnum 500 4X4, RMK 2X4					62323 C, J
98-00	Sportsman 335 4X4					62323 C, J
05-06	Sportsman 400 4X4			77473		68573 C, J
96-03	Sportsman 450 4X4					62323 C, J
05-09	Sportsman 500 4X4			77473	77251	
2006	Sportsman 500 X2 4X4			77473		
07-08	Sportsman 500 X2 4X4			77473		
2009	Sportsman 550/850 4X4 (EPS) (XP) (H.O.) (X2)	83680		83682	83686	
10-14	Sportsman 550/850 4X4 (EPS) (XP) (H.O.) (X2)	83680		83682	83686	
2003	Sportsman 600 Twin 4X4					65984 C, Q, J
04 -04 1/2	Sportsman 600 Twin 4X4					68573 S
04 1/2-05	Sportsman 600 Twin 4X4					68573 S
02-03	Sportsman 700 Twin 4X4					65984 C, Q, J
04 -05	Sportsman 700 (EFI)Twin 4X4					68573 S
05-07	Sportsman 700 Twin 4X4 (EFI)			77473	77251	
05-08	Sportsman 800 4X4 (EFI) (EFI HD)			77473	77251	
05-08	Sportsman 800 Big Boss 6X6			77473	77251	
07-08	Sportsman 800 X2 4X4,			77473		
08-09	Sportsman 800 Touring 4X4,			77473		
2006	Sportsman MV7 4X4			77473		
01-02	Xpedition 325 4X4					62323 C, J
00-03	Xpedition 425 4X4					62323 C, J
97-02	Xplorer 300, 400 4X4					62323 C, J
14-16	ACE 325	94430		94450		94360 S, AN
15-17	ACE 570 (SP)	94430		94450		94360 S, AN
17	ACE 900 (SP)					94360 S, AN

## SXS BODY ARMOR AND BUMPERS

YEAR	MODEL	CHASSIS	SIDE CHASSIS	FRONT A-ARM	REAR A-ARM	BUMPER
08	Ranger 400 2x4	78185		78278	78280	
10-14	Ranger 400 Midsize (HO) (Crew)			90812		90794
09	Ranger 4x4 500 (Crew)					83340 S
11-13	Ranger 500 4x4 Midsize (HO) (Crew)			90812		90794
11-14	Ranger 500 EFI			90812		90794
15-16	Ranger 570					90794
07-08	Ranger 700 4x4 (HP)	78185		78278	78280	83340 S
09	Ranger 700 4x4 (Crew)	78185		78278	78280	83340 S
09	Ranger 700 4x4 (HD) (HP)	78185		78278	78280	83340 S
08-09	Ranger 700 6x6					83340 S
10	Ranger 800 4x4 (SP) (EPS) (Crew) (HD)	78185		78278	78280	83340 S
11-16	Ranger 800 4x4 (SP) (EPS) (Crew) (HD)	88220				83340 S
10-16	Ranger 800 6x6					83340 S
12-15	Ranger 800 Midsize (EFI) (HO) (Crew)			90812		90794
11-14	Ranger (Diesel) (HD) (EPS) 4X4					83340 S
2013	Ranger 900 (XP)			91282		
08-12	Ranger 900 (XP)	78164, AP	78343	78346	78348	91000
15-17	Ranger 900 Crew (Full Size)					91000

**FOOTNOTES:**

- AN Fits RT/XT 25/30, PV25-35, V20-30 series winches only
- J Not compatible with WARN Multi-Mount kit
- S Combination winch mount and bumper
- C Requires a WARN winch mount to install bumper
- Q Does not accommodate WARN Trail Lights, Lights may be mounted to front rack
- AP Must have rev. A1
- AM Not compatible with WARN Plow mount

# POLARIS

## SXS BODY ARMOR AND BUMPERS (CONTINUED)

YEAR	MODEL	CHASSIS	SIDE CHASSIS	FRONT A-ARM	REAR A-ARM	BUMPER
12-16	Ranger RZR 570			91282		
09-11	Ranger RZR 800 4x4 (S) (EPS) (LE) (4)	78164, AP				78207 S, AM, AN
11-14	Ranger RZR 4 800 (EPS) (LE) (S) 4X4					78207 S, AM, AN
11-13	Ranger RZR 900 4x4 (XP) (EPS) (LE) (S) (4)					87722
2014	Ranger RZR 900 4x4 (XP) (EPS) (LE) (S) (4)					94932
15-17	Ranger RZR 900 4x4 (XP) (EPS) (LE) (S) (4)					94932
13-14	Ranger RZR 1000 4x4 (XP) (EPS) (LE) (S) (4)					92337
15-17	Ranger RZR 1000 4x4 (XP) (EPS) (LE) (S) (4)			92270		94932

**FOOTNOTES:**

- AN Fits RT/XT 25/30, PV25-35, V20-30 series winches only
- S Combination winch mount and bumper
- AM Not compatible with WARN Plow mount

# SUZUKI

## ATV BODY ARMOR AND BUMPERS

YEAR	MODEL	CHASSIS	SIDE CHASSIS	FRONT A-ARM	REAR A-ARM	BUMPER
08-10	King Quad 450 (Axi) (PS) 4X4	78374 AT		78370 AT	78366 AT	72229 Q, J
11-13	King Quad 500 AXi (PS) (Camo) (Special Edition) 4X4	78374 AT		78370 AT	78366 AT	72229 Q, J
05-07	King Quad 700 4X4	78374 AT		78370 AT	78366 AT	72229 Q, J
08-14	King Quad 750 (Axi) (PS) (Camo) (Special Edition) 4X4	78374 AT		78370 AT	78366 AT	72229 Q, J
02-05	Eiger 400 (LT-A400) 2x4, (LT-F400) 2x4					63501 J
02-07	Eiger 400 (LT-A/F 400F) 4x4					63501 J
02-07	Vinson 500 (LT-A/F500F) 4x4					65903 J

**FOOTNOTES:**

- J Not compatible with WARN Multi-Mount kit
- Q Does not accommodate WARN Trail Lights, Lights may be mounted to front rack
- AT Does Not Fit Models with power steering

# YAMAHA

## ATV BODY ARMOR AND BUMPERS

YEAR	MODEL	CHASSIS	SIDE CHASSIS	FRONT A-ARM	REAR A-ARM	BUMPER
00-06	BIG BEAR 400 2X2, 4X4 (Realtree) 4X4 (Hunter)					62315
12-14	Grizzly 300			91630		
12-14	Grizzly 350 2X2, 4X4 (Hunter/Hunting)			91500		
05-09	Grizzly 400 4X4 (Hunter)					70319
05-07	Grizzly 450 (Hunter) (Outdoorsman Edition) (Special Silver)					70319
09-11	Grizzly 550 (F) (EPS) 4X4 (Hunter) (Special Edition)	74870 AM		74874	74876	75221
12-12	Grizzly 550 (EPS) 4X4 (Hunter)	74870 AM		74874	74876	75221
13-14	Grizzly 550 (F) (EPS) 4X4 (Hunter/Hunting)	74870 AM		74874	74876	75221
98	Grizzly 600					62319
99-01	Grizzly 600 (Realtree Hunter)					62319
02-08	Grizzly 660 (AUTO) 4X4 (DUCKS) (Hunter) (Wetlands) (Hardwoods) (SE) (Special Edition) (HD Camo)					63148
07	Grizzly 700 (Hunter) (DUCKS) (Outdoorsman) (Special Edition SILVER)	74870 AM		74874	74876	75221
08-11	Grizzly 700 (F) (EPS) 4X4 (Hunter) (DUCKS) (Special) (Special Edition)	74870 AM		74874	74876	75221
12	Grizzly 700 (EPS) 4X4 (Hunter) (Special Edition) (Realtree)	74870 AM		74874	74876	75221
13-15	Grizzly 700 (F) (EPS) 4X4 (HUNT/Hunter/Hunting) (Special Edition) (SE)	74870 AM		74874	74876	75221
00-02	Kodiak 400 2X2, 4X4 (Hunter)					62317
03-04	Kodiak 400 2X2, 4X4 (Hunter)					65119
05-06	Kodiak 400 4X4 (Hunter)					70319
03-04	Kodiak 450 (AUTO) 4X4 (Hardwoods) (Realtree)					65119
05-06	Kodiak 450 4X4 (Hunter) (Black Carbon) (Outdoorsman) (Special Edition)					70319

**FOOTNOTES:**

- AM Not compatible with WARN Plow Mount
- S Combination Winch mount and bumper
- AP Must have rev. A1

## SXS BODY ARMOR AND BUMPERS

YEAR	MODEL	CHASSIS	SIDE CHASSIS	FRONT A-ARM	REAR A-ARM	BUMPER
06-07	Rhino 450 (4WD) (HD Camo) (Hunter) (Special Edition)	75266	75267	75264	75265	83159 S
08-09	Rhino 450 (Hunter) (Special Edition)	78518 AP	78519	75264	78750	83159 S
03-05	Rhino 660 (Camo) (Hunter)					83159 S
06-07	Rhino 660 (4WD) (Hunter) (Special/Sports/Exploring/Ducks Unlimited Edition)	75266	75267	75264	75265	83159 S
08-11	Rhino 700 (Hunter) (Sport) (F) (Ducks Unlimited) (Special/Sport Edition I,II)	78518 AP	78519	75264	78750	83159 S
12-13	Rhino 700 (Hunter) (Sport)			75264	78750	83159 S
2014	VIKING 700 (EPS) (Hunter) (SE)			92098	92099	



Copyright © 2013 Jeep

HEAD OFFICE  
JOHANNESBURG RANDBURG  
TIME ACCESS AND AUTOMOTIVE SYSTEMS,  
23 STEVENS ROAD, BLAIRGOWRIE, RANDBURG,  
South Africa

Tel: +27(0)11 326 4146  
Fax: +27(0)11 781 4392

adriang@lantic.net  
www.t-a-s.co.za  
www.timeandautomotive.co.za

